



EQUIPMENT CATALOGUE



YOUR COMPLETE VETERINARY SUPPLY AND SUPPORT SOLUTION

VETERINARY SUPPLIERS



ABOUT EUROVETS

EUROVETS IS YOUR COMPLETE VETERINARY SUPPLY & SUPPORT SOLUTION

Eurovets, established in 2001 has become the Middle East's foremost supplier of some of the world's best known veterinary products to veterinary clinics throughout the UAE.

We represent leading multi-national brands in nutrition, veterinary equipment, medicines and consumables for companion, -equine and production animals. In addition to the traditional wholesaling, Eurovets provides warehousing, distribution, marketing and sales resources in order to support the product in the region. We also offer a host of value-added services such as maintenance and support for all equipment supplied; service-based offerings such as Spectrum allergy testing; even end-to-end IT solutions for clinics.

Eurovets supports Continued Professional Development, imparting knowledge of the latest developments in the field to veterinary professionals through high-powered seminars. We pride ourselves on our professional approach and offer vet specialized product advice where required.

In conclusion our mission is to not only deliver excellent products but to be committed to deliver exceptional customer service to all veterinary clinics and pet retailers in the region. Eurovets YOUR headquarters for veterinary supply and support and a proud distributor of the Midmark brand.



ABOUT MIDMARK

Midmark Corporation strives to bring efficient patient care to millions of people each day in the human and animal healthcare industries around the world. A leading provider of medical, dental and veterinary equipment solutions, Midmark is focused on continuously improving exam room workflow and enhancing patient-caregiver interactions. Midmark's more than 1,500 teammates worldwide are dedicated to redefining the future of the clinical space and making a positive difference in the practice of healthcare. Headquartered in Dayton, Ohio, Midmark maintains production and administrative offices in Versailles, Ohio, as well as four subsidiaries in the United States and international subsidiaries in France, India and Italy.

Midmark has a corporate culture like no other in the markets we serve. As we continue to grow with each year and throughout each generation, we will remain committed to our customers, our teammates, our community and to efficient patient care.

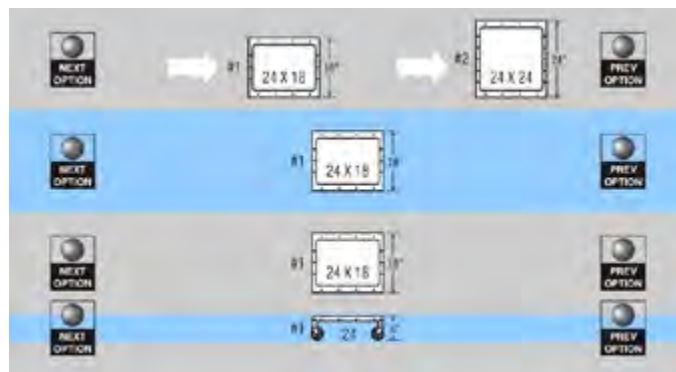


INDEX

	Page
Absorber Quick Release Conversion Kit	33
Anesthesia Machines	
Matrx VME2®	18
Matrx VMR®	20
Matrx VMS®	17
Matrx VMS® Plus	16
Non-rebreathing Systems	20-21
Wall Mount, Tabletop Systems	19
Autoclaves & Accessories	96-97
Ayres Non-rebreathing System	34
Breathing Circuits	34
Burs	76
Cabinets	42-44
Carts	45
Casework	38-41
Cat Condos	10-13
Chairs	73
CO2 Absorbent	25
Color Chart-Casework	9
Color Chart-Chairs/Stools	71
Cylinder Mounting Blocks	28
Dental Accessories	74-77
Dental Delivery Systems	74
Dental Training Network	85
Dental X-ray	78-85
Dual Gas Supply Tee	28
Endotracheal Tubes, Sterile	31
Faucets and Sinks	66-67
Flowmeters, Replacement Oxygen	29
Fluid Warmer, IV	37
Hose Assemblies	36
Induction Chambers, Small Animal	30
Kennel Runs and Accessories	7-9, 14-15
Laryngoscope Blades and Handles	32
Laryngoscope Blade Kits, Disposable	32
Lights	86-88
Maintenance Kits, Anesthesia Machine	33
Masks, Small Animal Anesthesia	30
Mayo Tray Cart	28
Monitor Mounts	92
Monitoring	90-91
Occlusion Valve	33
Prophy Angles	76
Resuscitators	37
Revive-A-Pet®	37
Rubber Goods	35
Scaler Tips	77
Scales	89
Scavengers, Veterinary Anesthetic Gas	24-25
Stainless Steel Cages	4-6
Stainless Steel Surgery Tables	50-52
Sterilizers & Accessories	96-97
Stools	70-72
Tables, Wet/Prep/Exam, Lift Tables, Dry Exam	53-62
Thermofield Hyperthermia System	94
Tubs	63-65
Urolithiasis Probes	77
Vaporizer Service Center	23
Vaporizers, VIP 3000®	22
Ventilator, Matrx® Model 3002	26
Ventilator Accessories	27
X-ray, Dental	78-84
Ordering Information	100
Warranty Information	98-99

Stainless Steel Cages

- All 20 Gauge 304 Stainless Steel Construction—23% thicker than industry average
- Heavy-duty reversible door
- One-piece stainless steel hinge plate—Multiple attachment points for stability—Prevents sagging
- 3/8" diameter frame
- 1/4" diameter crossmembers
- One-piece stainless steel corner/trim strips—Enhances strength and stability—Easier to clean
- 3/16" diameter vertical rods
- Full 1" radius corners
- Heavy-gauge latch—Padlock or door clip—Extremely quiet—Easily cleaned
- Formed Threading—Will not cross thread or strip out—Prevents self-Locking stainless steel screws from loosening with everyday use
- Easier to clean, less labor cost—Larger radius corners—Fluid retaining lip—Allows for a cleaner kennel environment
- Strong door latches and assemblies—Secure, yet easy to open and close



Configure Your Cage Bank Online

Select an assembly width and browse through the options to find the configuration that fits your needs.

Popular Configurations:



Single Doors

E005649/160-1824-00	Single Door 18"w x 24"h x 28"d
E005650/160-2418-00	Single Door 24"w x 18"h x 28"d
E005594/160-2424-00	Single Door 24"w x 24"h x 28"d
E005651/160-2430-00	Single Door 24"w x 30"h x 28"d
E005652/160-3024-00	Single Door 30"w x 24"h x 28"d
E005596/160-3030-00	Single Door 30"w x 30"h x 28"d
E005653/160-3630-00	Single Door 36"w x 30"h x 28"d

Double Doors

E005654/160-4830-00	Double Door 48"w x 30"h x 28"d
E005655/160-4830-01	Double Door w/ Spring-loaded Latch 48"w x 30"h x 28"d
E005595/160-4836-00	Double Door w/ Gravity Latch 48"w x 36"h x 28"d

ACCESSORIES

O2 Door

E005656/145-2424-00	O2 Therapy Door for 24"w x 24"h VSSI Cage
E005657/145-2430-00	O2 Therapy Door for 24"w x 30"h VSSI Cage
E005597/145-3030-00	O2 Therapy Door for 30"w x 30"h VSSI Cage
E005658/145-3630-00	O2 Therapy Door for 36"w x 30"h VSSI Cage



Stationary Platform

E005660/260-0359-00	18"w Stationary Platform
E005661/260-0359-01	24"w Stationary Platform
E005662/260-0359-02	30"w Stationary Platform
E005663/260-0359-03	36"w Stationary Platform
E005659/260-0359-04	48"w Stationary Platform
E005664/260-0359-05	60"w Stationary Platform
E005665/260-0359-06	72"w Stationary Platform



Mobile Platform

E005666/260-0359-20	18"w Mobile Platform
E005667/260-0359-21	24"w Mobile Platform
E005668/260-0359-22	30"w Mobile Platform
E005669/260-0359-23	36"w Mobile Platform
E005616/260-0359-24	48"w Mobile Platform
E005670/260-0359-25	60"w Mobile Platform
E005671/260-0359-26	72"w Mobile Platform



Side Panel

E005672/619-0342-00	Side Panel for 18"h Cage, Right
E005673/619-0343-00	Side Panel for 18"h Cage, Left
E005490/619-0344-00	Side Panel for 24"h Cage, Right
E005619/619-0345-00	Side Panel for 24"h Cage, Left
E005674/619-0346-00	Side Panel for 30"h Cage, Right
E005675/619-0347-00	Side Panel for 30"h Cage, Left
E005615/619-0348-00	Side Panel for 36"h Cage, Right
E005617/619-0349-00	Side Panel for 36"h Cage, Left



ACCESSORIES

Top Panel

E005676/619-0368-00	Top Panel for 18"w Cage Bank
E005677/619-0368-01	Top Panel for 24"w Cage Bank
E005678/619-0368-02	Top Panel for 30"w Cage Bank
E005675/619-0368-03	Top Panel for 36"w Cage Bank
E005620/619-0368-04	Top Panel for 48"w Cage Bank
E005680/619-0368-05	Top Panel for 60"w Cage Bank
E005681/619-0368-06	Top Panel for 72"w Cage Bank



Center Divider Kit

E005682/260-4830-20	Center Divider Kit, 30"h Standard Latch Doors (shown)
E005683/260-4830-21	Center Divider Kit, 30"h Gravity Latch Doors
E005600/260-4836-21	Center Divider Kit, 36"h Gravity Latch Doors



Plastisol™ Coated Cage Floors

E005598/616-0363-00	Cage Floor for 24" Cage or 48" Cage w/Divider 21 3/8"w x 3 3/16"h x 27 11/16"d
E005599/616-0363-01	Cage Floor for 30" Cage 27 3/8"w x 3 3/16"h x 27 11/16"d
E005684/616-0363-02	Cage Floor for 36" Cage 33 3/8"w x 3 3/16"h x 27 11/16"d
E005685/616-0363-06	Cage Floor for 18" Cage 15 3/8"w x 3 3/16"h x 27 11/16"d



Hinge-Mounted IV Rod

- Brings the IV bag conveniently close to the animal without the need of a separate IV stand
- Installs easily on the hinge bracket

E005686/620-0362-00	IV Rod
---------------------	--------



Stainless Steel Kennel Runs

- Constructed of 22 gauge 304 stainless steel
- 3/8" Diameter stainless steel rods (most kennel run manufacturers use 1/4" or 5/16" rod)
- 1" Stainless steel square tubing
- 4' of visual isolation with stainless steel or FRP side panel variations
- 1" Solid cell insulation between panels (impermeable to liquids)

Choice of Door Design

- **Standard Door**—Reversible stainless steel doors – side by side units now may be opened in opposite directions. Stainless steel door hinges are mounted on top and bottom –not the side.
- **Sliding Door**—One-hand operation. Maximizes kennel room(s) eliminates the need for “swing door” space. Maintenance free marine grade anodized aluminum glide. Available with stainless steel rod or glass panels
- **Glass Door**—Open view boarding for owner comfort or full view observation. Easy, convenient cleaning. Aesthetically pleasing. Scratch resistant. Available in sliding or hinged models



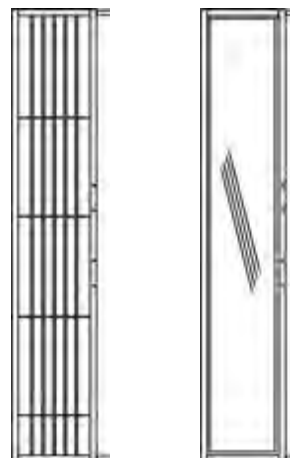
Kennel Run Components

Vssi kennel run components are distinctively crafted from the most durable materials.

- 22 Gauge, 304 stainless steel isolation panels with 3/8" stainless steel rods and 1" stainless steel square tubing
- 18 Gauge, 304 stainless steel drain pan rests on an 11 gauge stainless steel tubing frame

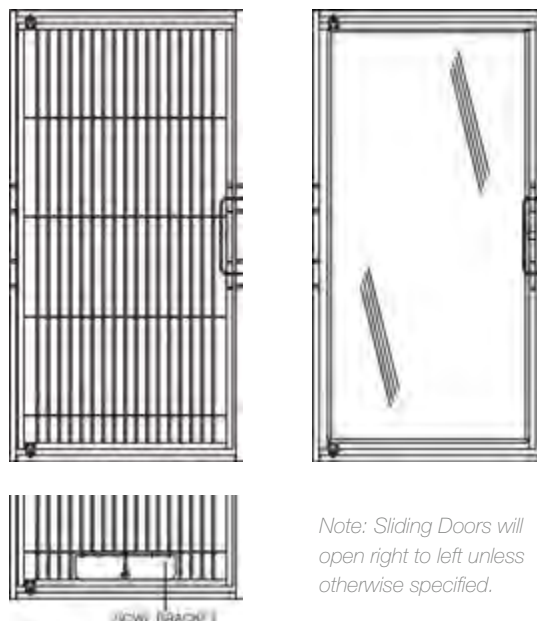
Run Front Panel

- 181-0004-05 Run Rod Front Panel, 12"w (panel used with 4' wide runs)
- 181-0004-01 Run Glass Front Panel, 12"w (panel used with 4' wide runs)



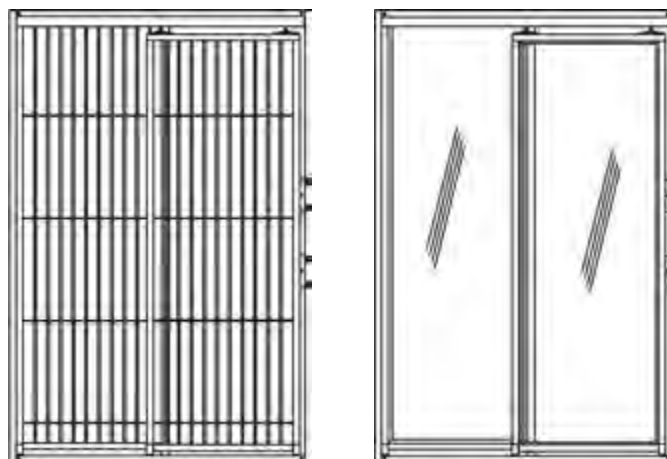
Run Door Assembly

- 181-0001-01 Standard Run Door Assembly, 35"w (outside dimension)
- 181-0001-02 Run Door Assembly with Bowl Bracket, 35"w (outside dimension)
- 181-0001-10 Sliding Run Door Assembly, 47.37"w (outside dimension) Fits 4' Wide Runs - Provides 24" Opening
- 181-0001-25 Glass Run Door Assembly, 35"w (outside dimension)
- 181-0001-27 Sliding Glass Run Door Assembly, 47.37"w (outside dimension) Fits 4' Wide Runs - Provides 24" Opening



Run Gate Assemblies Available

Call for Custom Configuration



Kennel Run Components

Run Back Panel

- 181-0003-00 Run Back Panel, Stainless Steel, 35"w
- 181-0003-05 Run Back Panel, Stainless Steel, 47 3/8"w
- 182-0003-00 Run Back Panel, FRP, 35"w
- 182-0003-05 Run Back Panel, FRP, 47 3/8"w

Run Side Panel – Side-By-Side

- 181-0002-01 Run Side Panel, Stainless Steel, 72"
- 181-0002-51 Run Side Panel, Stainless Steel, 58"
- 182-0002-01 Run Side Panel, FRP, 72"
- 182-0002-51 Run Side Panel, FRP, 58"

Run Side Panel – Back-To-Back

- 181-0002-11 Run Side Panel, Stainless Steel, 72"
- 181-0002-61 Run Side Panel, Stainless Steel, 58"
- 182-0002-11 Run Side Panel, FRP, 72"
- 182-0002-61 Run Side Panel, FRP, 58"

Run Floor Frame

- 181-0005-00 Run Floor Frame, Stainless Steel, 36"w x 72"d
- 181-0005-01 Run Floor Frame, Stainless Steel, 48"w x 72"d
- 181-0005-20 Run Floor Frame, Stainless Steel, 36"w x 58"d
- 181-0005-11 Run Floor Frame, Stainless Steel, 48"w x 58"d

Run Floor

72" Deep Run – Plastisol™ Coated Run Floor


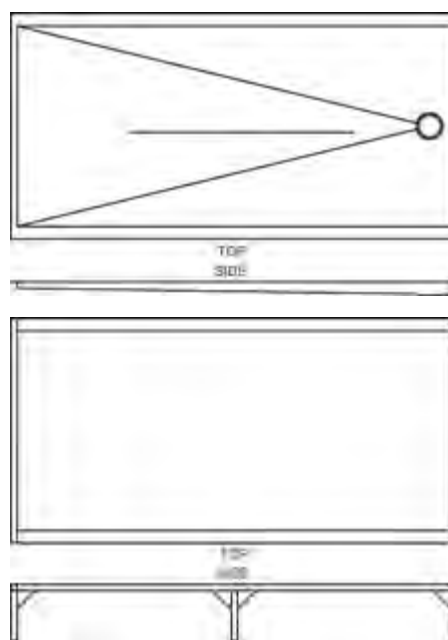

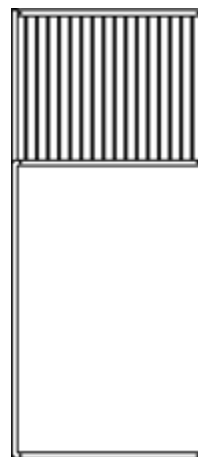
- 616-0363-50 Run Floor, 36"w x 23"d (3 required per run)
- 616-0363-54 Run Floor, 48"w x 23"d (3 required per run)

58" Deep Run – Plastisol™ Coated Run Floor

- 616-0363-50 Run Floor, 36"w x 23"d (2 required per run)
- 616-0363-51 Run Floor, 36"w x 9"d (1 required per run)
- 616-0363-54 Run Floor, 48"w x 23"d (2 required per run)
- 616-0363-55 Run Floor, 48"w x 9"d (1 required per run)

Run Drain System

- 619-0440-00 Run Drain System, Stainless Steel, 36" x 72"
- 619-0440-01 Run Drain System, Stainless Steel, 48" x 72"
- 619-0440-03 Run Drain System, Stainless Steel, 36" x 58"
- 619-0440-04 Run Drain System, Stainless Steel, 48" x 58"



Modular Cat Condos

Modular cat condos are user friendly, stylish and durable, and are easily assembled to fit your needs.

- Manufactured with commercial grade moisture resistant mdf panel—utilizes a formaldehyde-free adhesive system and leed supported pre-consumer recycled wood fiber
- Condo and storage unit open adjacent to each other to allow user access to both simultaneously
- Lefts and rights are easily assembled with 6 bolts screwed into preassembled inserts – 2 each in top, bottom, and underneath the divider shelf

Left Modular Condos

Measures 61 1/4"t x 36"w x 24"d - (24" Door)

- 168-2111-11 Cat Condo with Storage 2-Unit Left, White Laminate, Clear Acrylic Back
- 168-2111-12 Cat Condo with Storage 2-Unit Left, White Laminate, White Laminate Back
- 168-2111-31 Cat Condo with Storage 2-Unit Left, Custom Color Laminate, Clear Acrylic Back
- 168-2111-32 Cat Condo with Storage 2-Unit Left, Custom Color Laminate, White Laminate Back

Measures 61 1/4"t x 42"w x 24"d - (30" Door)

- 169-2111-11 Cat Condo with Storage 2-Unit Left, White Laminate, Clear Acrylic Back
- 169-2111-12 Cat Condo with Storage 2-Unit Left, White Laminate, White Laminate Back
- 169-2111-31 Cat Condo with Storage 2-Unit Left, Custom Color Laminate, Clear Acrylic Back
- 169-2111-32 Cat Condo with Storage 2-Unit Left, Custom Color Laminate, White Laminate Back
- 266-4111-00 Caster Set (6)

Right Modular Condos

Measures 61 1/4"t x 36"w x 24"d - (24" Door)

- 168-2211-11 Cat Condo with Storage 2-Unit Left, White Laminate, Clear Acrylic Back
- 168-2211-12 Cat Condo with Storage 2-Unit Left, White Laminate, White Laminate Back
- 168-2211-31 Cat Condo with Storage 2-Unit Left, Custom Color Laminate, Clear Acrylic Back
- 168-2211-32 Cat Condo with Storage 2-Unit Left, Custom Color Laminate, White Laminate Back

Measures 61 1/4"t x 42"w x 24"d - (30" Door)

- 169-2211-11 Cat Condo with Storage 2-Unit Left, White Laminate, Clear Acrylic Back
- 169-2211-12 Cat Condo with Storage 2-Unit Left, White Laminate, White Laminate Back
- 169-2211-31 Cat Condo with Storage 2-Unit Left, Custom Color Laminate, Clear Acrylic Back
- 169-2211-32 Cat Condo with Storage 2-Unit Left, Custom Color Laminate, White Laminate Back
- 266-4111-00 Caster Set (6)



Middle Modular Condos

Measures 61 1/4"t x 23 3/8"w x 24"d - (24" Door)

- 168-2311-11 Cat Condo 2-Unit, White Laminate, Clear Acrylic Back
- 168-2311-12 Cat Condo 2-Unit, White Laminate, White Laminate Back
- 168-2311-31 Cat Condo 2-Unit, Custom Color Laminate, Clear Acrylic Back
- 168-2311-32 Cat Condo 2-Unit, Custom Color Laminate, White Laminate Back

Measures 61 1/4"t x 29 3/8"w x 24"d - (30" Door)

- 169-2311-11 Cat Condo 2-Unit, White Laminate, Clear Acrylic Back
- 169-2311-12 Cat Condo 2-Unit, White Laminate, White Laminate Back
- 169-2311-31 Cat Condo 2-Unit, Custom Color Laminate, Clear Acrylic Back
- 169-2311-32 Cat Condo 2-Unit, Custom Color Laminate, White Laminate Back
- 266-4111-01 Caster Set (4)



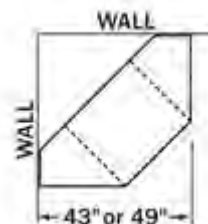
Corner Modular Condos

Measures 61 1/4"t x 23 3/8"w x 24"d - (24" Door)

- 168-2411-11 Cat Condo 2-Unit, White Laminate, Clear Acrylic Back
- 168-2411-12 Cat Condo 2-Unit, White Laminate, White Laminate Back
- 168-2411-31 Cat Condo 2-Unit, Custom Color Laminate, Clear Acrylic Back
- 168-2411-32 Cat Condo 2-Unit, Custom Color Laminate, White Laminate Back

Measures 61 1/4"t x 29 3/8"w x 24"d - (30" Door)

- 169-2411-11 Cat Condo 2-Unit, White Laminate, Clear Acrylic Back
- 169-2411-12 Cat Condo 2-Unit, White Laminate, White Laminate Back
- 169-2411-31 Cat Condo 2-Unit, Custom Color Laminate, Clear Acrylic Back
- 169-2411-32 Cat Condo 2-Unit, Custom Color Laminate, White Laminate Back
- 266-4111-00 Caster Set (6)



4-Unit Luxury Cat Condo

Measures 61 1/4"t x 46"w x 24"d - (24" Door)

- 166-4111-11 Luxury Cat Condo, 4-Unit, Toe Base, White Laminate, Clear Acrylic Back
- 166-4111-12 Luxury Cat Condo, 4-Unit, Toe Base, White Laminate, White Laminate Back
- 166-4111-31 Luxury Cat Condo, 4-Unit, Toe Base, Custom Color Laminate, Clear Acrylic Back
- 166-4111-32 Luxury Cat Condo, 4-Unit, Toe Base, Custom Color Laminate, White Laminate Back

Measures 61 1/4"t x 58"w x 24"d - (30" Door)

- 167-4111-11 Luxury Cat Condo, 4-Unit, Toe Base, White Laminate, Clear Acrylic Back
- 167-4111-12 Luxury Cat Condo, 4-Unit, Toe Base, White Laminate, White Laminate Back
- 167-4111-31 Luxury Cat Condo, 4-Unit, Toe Base, Custom Color Laminate, Clear Acrylic Back
- 167-4111-32 Luxury Cat Condo, 4-Unit, Toe Base, Custom Color Laminate, White Laminate Back

- 266-4111-00 Caster Set (6)



Cat Condo Bases

Base cabinets for luxury cat condos provide spacious storage directly beneath the condo units for pet food, litter, litter pans, etc. Double doors allow easy access to entire area.

Measures 18"t x 23 1/4"w x 24"d (not shown)

- 166-2000-10 Base for 2-Unit Luxury Cat Condo, White Laminate
- 166-2000-30 Base for 2-Unit Luxury Cat Condo, Custom Color Laminate

Measures 18"t x 29 1/4"w x 24"d (not shown)

- 167-2000-10 Base for 2-Unit Luxury Cat Condo, White Laminate
- 167-2000-30 Base for 2-Unit Luxury Cat Condo, Custom Color Laminate

- 266-4111-01 Caster Set (4)

Measures 18"t x 45 7/8"w x 24"d

- 166-4000-10 Base for 4-Unit Luxury Cat Condo, White Laminate
- 166-4000-30 Base for 4-Unit Luxury Cat Condo, Custom Color Laminate

Measures 18"t x 57 7/8"w x 24"d

- 167-4000-10 Base for 4-Unit Luxury Cat Condo, White Laminate
- 167-4000-30 Base for 4-Unit Luxury Cat Condo, Custom Color Laminate

- 266-4111-00 Caster Set (6)



2-Unit Luxury Cat Condo

Measures 61 1/4"t x 23 3/8"w x 24"d - (24" Door)

- 166-2111-11 Luxury Cat Condo, 2-Unit, Toe Base, White Laminate, Clear Acrylic Back
- 166-2111-12 Luxury Cat Condo, 2-Unit, Toe Base, White Laminate, White Laminate Back
- 166-2111-31 Luxury Cat Condo, 2-Unit, Toe Base, Custom Color Laminate, Clear Acrylic Back
- 166-2111-32 Luxury Cat Condo, 2-Unit, Toe Base, Custom Color Laminate, White Laminate Back

Measures 61 1/4"t x 29 3/8"w x 24"d - (30" Door)

- 167-2111-11 Luxury Cat Condo, 2-Unit, Toe Base, White Laminate, Clear Acrylic Back
- 167-2111-12 Luxury Cat Condo, 2-Unit, Toe Base, White Laminate, White Laminate Back
- 167-2111-31 Luxury Cat Condo, 2-Unit, Toe Base, Custom Color Laminate, Clear Acrylic Back
- 167-2111-32 Luxury Cat Condo, 2-Unit, Toe Base, Custom Color Laminate, White Laminate Back
- 266-4111-01 Caster Set (4)



2-Unit Horizontal Luxury Cat Condo

Measures 30"t x 46"w x 24"d - (24" Door)

- 166-2211-11 Luxury Cat Condo, 2-Unit Horizontal, White Laminate, Clear Acrylic Back
- 166-2211-12 Luxury Cat Condo, 2-Unit Horizontal, White Laminate, White Laminate Back
- 166-2211-31 Luxury Cat Condo, 2-Unit Horizontal, Custom Color Laminate, Clear Acrylic Back
- 166-2211-32 Luxury Cat Condo, 2-Unit Horizontal, Custom Color Laminate, White Laminate Back

Measures 30"t x 58"w x 24"d - (30" Door)

- 167-2211-11 Luxury Cat Condo, 2-Unit Horizontal, White Laminate, Clear Acrylic Back
- 167-2211-12 Luxury Cat Condo, 2-Unit Horizontal, White Laminate, White Laminate Back
- 167-2211-31 Luxury Cat Condo, 2-Unit Horizontal, Custom Color Laminate, Clear Acrylic Back
- 167-2211-32 Luxury Cat Condo, 2-Unit Horizontal, Custom Color Laminate, White Laminate Back
- 266-4111-00 Caster Set (6)



ACCESSORIES

Laminated Wooden Door

- 268-2111-10 Cat Condo Door, 24", White Laminate
- 268-2111-30 Cat Condo Door, 24", Custom Color Laminate
- 269-2111-10 Cat Condo Door, 30", White Laminate
- 269-2111-30 Cat Condo Door, 30", Custom Color Laminate



Stainless Steel Litter Box

- 10" x 13" x 3"
 - 20 gauge, 304, #4 polished stainless steel
- 268-2111-00 Stainless Steel Litter Box



Clip Boards

- 260-0500-01 5 1/2" x 7 1/2" Stainless Steel Clip Board
- 260-0500-02 9" x 12" Stainless Steel Clip Board



Stainless Steel Accessory Box

- 260-0501-01 4" x 10" x 4" Accessory Box



Stainless Steel Bowls

- 834-0000-05 Stainless Steel Bowl, 1/2 Pint
- 834-0000-06 Stainless Steel Bowl, 1 Pint
- 834-0000-10 Stainless Steel Bowl, 1 Quart
- 834-0000-20 Stainless Steel Bowl, 2 Quart



Stainless Steel Bowl Brackets

- 260-0377-05 Stainless Steel Bracket for 1/2 Pt. Bowl (4.31"o.d.)
- 260-0377-06 Stainless Steel Bracket for 1 Pt. Bowl (5.2"o.d.)
- 260-0377-10 Stainless Steel Bracket for 1 Qt. Bowl (6.38"o.d.)
- 260-0377-20 Stainless Steel Bracket for 2 Qt. Bowl (8.25"o.d.)



Hinge Mounted IV Rod

- 620-0362-00 IV Rod Hinge Mount



Matrx VMS® Plus

The Matrx VMS® Plus provides more functionality with two shelves for convenient placement of monitors and equipment. Its dual vaporizer mounting capability allows you to easily switch from one vaporizer to another.

- Includes occlusion valve and starter pack of Sodasorb® LF
- Dual view oxygen flowmeter—glass tube with a scale reading from 0.2 to 4 LPM—quickly switch from standard to magnified view at the touch of a finger
- Easy-to-view inhalation/exhalation valves allow easy monitoring of respiration for patient safety
- Automatic air intake valve—opens to provide room air to patient if contents of breathing bag are depleted
- Oxygen flush
- 1500 cc CO₂ absorber with “Quick Release” lever feature for easy absorbent replacement (accepts prepack canisters or 1350 gm loose absorbent)
- Dome-type inhalation and exhalation valves – no tools needed to disassemble
- Scavenging/adjustable pressure limiting valve
- -60 to +60 cm H₂O pressure gauge
- 15 mm and 22 mm diameter corrugated breathing circuits
- One and two liter breathing bags
- Chrome portable stand with 5-leg spider base and casters
- Convenient monitor shelves
- Accepts Matrx VIP 3000® and TEC 3 vaporizers (one mounting kit included)
- Dual vaporizer mount capability
- Oxygen low-flow flowmeter add-on capability

91800081	Matrx VMS® Plus (USA)
91800075	Matrx VMS® Plus (ISO/Canadian)
91800709	Low Flow O ₂ Kit (USA)
91800707	Low Flow O ₂ Kit (ISO/Canadian)
91800129	IV Holder Kit
91305187	Mounting Kit for second Vaporizer

ACCESSORIES

*Note: For Matrx VIP 3000® Vaporizers, turn to page 8.
For cylinder mount blocks, turn to page 14.*



Top Shelf 22 1/2" W x 6 1/2" D
Bottom Shelf 22 1/2" W x 13" D

91800081



91800129





91800003



91805140



91805141

20232800
(Table not included)

Matrx VMS®

The Matrx VMS® Small Animal Anesthesia Machine is a long-time favorite of veterinary professionals. It is designed for safe, simple and controllable small animal inhalation anesthesia. Optional shelves available.

- Includes occlusion valve and starter pack of Sodasorb® LF
- Dual view oxygen flowmeter—glass tube with a scale reading from 0.2 to 4 LPM—quickly switch from standard to magnified view
- Easy-to-view inhalation/exhalation valves allow easy monitoring of respiration for patient safety
- Automatic air intake valve—opens to provide room air to patient if contents of breathing bag are depleted
- Oxygen flush
- 1500 cc CO₂ absorber with “Quick Release” lever feature for easy absorbent replacement (accepts prepack canisters or 1350 gm loose absorbent)
- Dome-type inhalation and exhalation valves—no tools needed to disassemble
- Scavenging/adjustable pressure limiting valve
- -60 to +60 cm H₂O pressure gauge
- 15 mm and 22 mm diameter corrugated breathing circuits
- One- and two-liter breathing bags
- Chrome portable stand with 5-leg spider base and casters
- Accepts Matrx VIP 3000® and TEC 3 vaporizers (mounting kit included)
- Oxygen low-flow flowmeter add-on capability

- 91800003 Matrx VMS® (USA)
- 91800070 Matrx VMS® (ISO/Canadian)
- 91800042 Matrx VMS® Wall Mount (USA)
- 20232800 Matrx VMS® Canis Major® Mount (swing arm included)

- 40165601 Swing Arm Mount for VMS® to Canis Major® Wet Table

- 91800709 Low Flow O₂ Kit (USA)
- 91800138 Quick Release Conversion Kit
- 93305007 Post Mount Assembly (for adding 2nd vaporizer)

- 91800167 VMS® to VMS® Plus Conversion Kit
- 91805140 Tray Shelf for Matrx VMS®
- 91805141 Ventilator Shelf for Matrx VMS®
- 91805146 Mayo Tray (1)

ACCESSORIES

Note: For Matrx VIP 3000® Vaporizers, turn to page 8.
For cylinder mount blocks, turn to page 14.



Matrx VME2®

The Matrx VME2® places all your anesthesia equipment on one sleek, compact post. Optional add-on components allow you to add shelves, second flowmeter, second vaporizer, occlusion valve with safety relief and/or an emergency air intake valve.

- Dual view oxygen flowmeter—glass tube with a scale reading from 0.2 to 4LPM—quickly switch from standard to magnified view at the touch of a finger
- Easy-to-view inhalation/exhalation valves allow easy monitoring of respiration for patient safety
- Oxygen flush
- 1100 cc CO₂ absorber and starter pack of Sodasorb® LF
- Dome-type inhalation and exhalation valves—no tools needed to disassemble
- Scavenging/adjustable pressure limiting valve
- -60 to +60 cm H₂O pressure gauge
- 15 mm and 22 mm diameter corrugated breathing circuits
- One- and two-liter breathing bags
- Portable stand with 5-leg spider base and casters
- Convenient accessory shelf
- Accepts Matrx VIP 3000® and TEC 3 vaporizers (single mounting kit included)

91805111	Matrx VME2® (USA)
91805112	Matrx VME2® (ISO/Canadian)
20232900	Matrx VME2® Canis Major® Mount (swing arm included)
40165602	Swing Arm Mount for VME2® to Canis Major® Wet Table
93805114	Occlusion Valve
91805117	Dual Flowmeter Mount Kit
91805118	Dual Vaporizer Mount Kit
91805121	Emergency Air Intake Valve and Dome Kit
91805142	Matrx VME2® Tray Shelf
91805143	Matrx VME2® Ventilator Shelf
91805144	Slot Shelf
91805146	Mayo Tray (1)



91805142



91805143



91805144



91805121



91805117



91805118



91805121



20232900
(Table not included)

ACCESSORIES

Note: For Matrx VIP 3000® Vaporizers, turn to page 8.
For cylinder mount blocks, turn to page 14.

Wall/Tabletop Systems



91800042 (Vaporizer sold separately)

Matrix VMS® Wall Mount

Our most popular anesthesia machine is available in a wall mount configuration.

- Includes occlusion valve and starter pack of Sodasorb® LF
- Simple to install
- Small surface area design
- Pivot arm rotates 130 degrees and extends to 8" from wall
- Accepts Matrix VIP 3000® or TEC 3 vaporizers (mounting kit included)

91800042	Matrix VMS® Wall Mount (USA)
91800166	Matrix VMS® Wall Mount (ISO)
91800709	Low Flow O ₂ Kit (USA)
91800186	Vaporizer Wall Mount Kit (USA) (for adding 2nd vaporizer)

ACCESSORIES

Note: For Matrix VIP 3000® Vaporizers, turn to page 8.



91800094 (Vaporizer sold separately)

Matrix VME2® Tabletop/Wall Mount System

Flexibility and performance at a low price.

- Light weight – 16 lb
- Compact design: 18 1/8" x 16 1/4" x 7 1/2" (HxWxD)
- Convenient carry handle with soft vinyl grip
- Accepts VIP 3000® or TEC 3 vaporizers (mounting kit included)
- 0.2 to 4 LPM dual view oxygen flowmeter with standard and magnified views
- 1100 cc CO₂ absorber and starter pack of Sodasorb® LF
- Rubber foot pads help prevent scratching of countertop
- Breathing circuit package included
- Optional wall mount kit is available
- Low flow model replaces the 0.2 to 4 LPM flowmeter with a 0-1000 cc oxygen flowmeter

91800094	Matrix VME2® Tabletop
91800121	Matrix VME2® Tabletop (ISO/Canadian)
91800103	Optional Wall Mount Kit
93805114	Occlusion Valve

ACCESSORIES

Note: For Matrix VIP 3000® Vaporizers, turn to page 8.

Non-rebreathing Anesthetic Delivery Systems

Matrx VMR® Low-flow Non-rebreathing Systems

Designed for safe, simple and controllable inhalation anesthesia for rats, small rodents, exotics and patients weighing less than 5 lb (2.27 kg). The Matrx VMR® provides rapid control of anesthetic depth with little resistance to respiration.

- Non-rebreathing anesthetic delivery system
- Dual-view oxygen flowmeter—glass tube with a scale that reads from 0-1000 cc/min—quickly switch from standard to magnified view at the touch of a finger
- Includes Isoflurane or Sevoflurane Matrx VIP 3000® vaporizer, well-fill or key-fill style
- Tabletop models feature a built-in handle and rubber feet
- Standard flow (.2-4 LPM) and Wall Mount models also available

Matrx VMR® w/Isoflurane Well-Fill Vaporizer

91800218 (USA)
91800236 (ISO/Canadian)

Matrx VMR® w/Isoflurane Key-Fill Vaporizer

91800219 (USA)
91800237 (ISO/Canadian)

Matrx VMR® w/Sevoflurane Well-Fill Vaporizer

91800261 (USA)
91800262 (ISO/Canadian)

Matrx VMR® Wall Mount

91800223 Matrx VMR® Wall Mount
with Isoflurane Well-Fill Vaporizer (USA)

91800224 Matrx VMR® Wall Mount
with Isoflurane Key-Fill Vaporizer (USA)



91800218

Matrx VMR® Low-flow Tabletop Non-rebreathing System

- 91805060 Matrx VMR® Tabletop
with Isoflurane Well-Fill Vaporizer (USA)
- 91805061 Matrx VMR® Tabletop
with Sevoflurane Well-Fill Vaporizer (USA)
- 94805059 Matrx VMR® Tabletop Assembly (USA)
- 91806300 Matrx VMR® Tabletop Assembly (ISO)

O₂ Flowmeter Assembly for VMR®

- 92805097 (USA)
- 91805098 (ISO/Canadian)
- 91805100 .2-4 LPM Add-on Kit (USA)

ACCESSORIES

Note: For cylinder mount blocks, turn to page 14.



91805060

Vaporizers

Matrx VIP 3000® Vaporizer

The choice of veterinary professionals for accurate anesthesia delivery under all conditions, the Matrx VIP 3000® Veterinary Vaporizer uses proven design principles to ensure output concentration is virtually unaffected by flow rate, temperature variations, duration of use, liquid level or back pressure fluctuation within its clinical range.

- Automatic flow rate and temperature compensation
- Large, easy-to-read dial
- Integrated safety lock to prevent unintentional engagement
- Large sight glass for at-a-glance liquid level monitoring
- Choice of agent-specific models for Isoflurane or Sevoflurane

91305430	Isoflurane VIP 3000® – Well-Fill For use with Isoflurane. 0.5% – 5.0% at 1/2% intervals.
91305418	Isoflurane VIP 3000® – Key-Fill For use with Isoflurane. 0.5% – 5.0% at 1/2% intervals. Includes Key-fill Adapter 91305421
91305507	Sevoflurane VIP 3000® – Well-Fill For use with Sevoflurane. 0.25% – 8.0% at 1% intervals.
40140201	Sevoflurane VIP 3000® – Key-Fill For use with Sevoflurane. 0.25% – 8.0% at 1% intervals. Includes Key-fill Adapter 10566000

Vaporizer mounting hardware is included with each Matrx® anesthesia machine.



Easy-to-Read Detent Dial



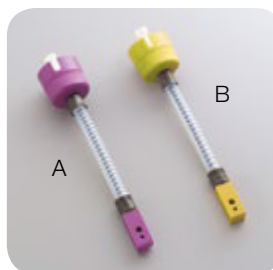
Simple-to-Use Fill Port

MOUNTING KITS

002-1844-00	For Matrx VMS®/VMC/VML®
91305187	For Matrx VME®/VMS® Plus/VME2®
93305007	Post Mount Assembly (For adding 2nd vaporizer to Matrx VMS®)

ACCESSORIES

91305421	(A) Isoflurane Key-Fill Adapter
10566000	(B) Sevoflurane Key-Fill Adapter
92305072	(C) FS-2A Inlet Tubing Adapter
92305073	(D) FS-2 Outlet Tubing Adapter
91315075	7/16" OD x 1/4" ID Hose
91800186	Vaporizer Wall Mount



Vaporizer Service

Factory Service for Accurate, Reliable Operation

To assure continued accuracy and reliability, every Matrx VIP 3000® and TEC 3 vaporizer should be serviced and calibrated annually. Service includes:

- Complete disassembly and cleaning
- Ultrasonic bath to clean internal metal parts
- Calibration and adjustment of Thermo Control
- Reassembly with new seals and wick*
- Cleaning/polishing of exterior parts

Vaporizers ARE NOT field serviceable. Disassembly or service by anyone other than an authorized Factory Service Technician may result in damage or subsequent unsafe operation of the vaporizer.

* If additional parts are required, you will be contacted with an estimate.



Our Vaporizer Service Center is staffed with highly qualified service technicians using state-of-the-art equipment. The Matrx VIP 3000® Vaporizer is a sophisticated device and under no circumstance should be tampered with or disassembled by anyone other than an authorized vaporizer service technician. These units ARE NOT field serviceable.

Matrx VXP™ Vaporizer Exchange Program

1 YEAR
WARRANTY

Simple, convenient and effective

If your vaporizer has been manufactured or serviced in the last 5 years, contact your dealer and request a Matrx VXP™ vaporizer. You will receive a TEC 3 type vaporizer for the agent you specify (Isoflurane or Sevoflurane). Simply exchange your TEC 3 vaporizer with the Matrx VXP™ vaporizer and return it to the Midmark Vaporizer Service Center in the shipping carton in which you received your Matrx VXP™ unit.

When you receive your Matrx VXP™ vaporizer, mount it on your machine and you're ready to go. Enjoy no down time and the confidence of a cleaned, calibrated and tested vaporizer.

The Matrx VXP™ Vaporizer you receive has undergone the complete Midmark Vaporizer Service Center protocol.

Service

For complete details on vaporizers requiring service or availability of rental vaporizers, contact your local veterinary dealer.

Midmark Corporation
Vaporizer Service Center
Plant B, St. Rt. 47 West, Versailles, OH 45380 USA
1-800-MIDMARK, ext. 108911

For vaporizer service outside the United States and Canada, please contact the Midmark Vaporizer Service Center.

R/R-ISO VAP Isoflurane Vaporizer Service

R/R-SEVO VAP Sevoflurane Vaporizer Service

- 91305535 Isoflurane VXP™ Well-fill Vaporizer
- 91305534 Isoflurane VXP™ Key-fill Vaporizer
- 91305537 Sevoflurane VXP™ Well-fill Vaporizer
- 10601700 Sevoflurane VXP™ Key-fill Vaporizer

Notes

Sodasorb® CO₂ Absorbent

The next generation of CO₂ absorbent with safety you can see, Sodasorb® LF is reliable, safe and user friendly. It's specifically formulated to safely absorb CO₂ while inhibiting the production of compound A, carbon monoxide and heat from desiccation. Unlike traditional absorbents, the Sodasorb® LF color change is permanent once exhausted and it does not revert back to its original color.

- Unique, pellet shape reduces caustic dust making for cleaner equipment and faster change-outs
- Minimal resistance to gas flow
- May be used in conjunction with all commonly utilized anesthetic agents including Isoflurane, Sevoflurane, Desflurane, Enflurane and Halothane
- Proven safety record ensures the comfort and well-being of both patients and staff
- Sodasorb® LF is available in convenient pre-pak cartridges, canister-pak bags and jugs; standard Sodasorb® is available in pre-pak cartridges, canister-pak bags and five gallon pails.

002-1761-00 Sodasorb® LF Canister-pak Bag, Case of 12

002-1763-00 Sodasorb® LF Pre-pak Cartridge, Case of 12

002-1762-00 Standard Sodasorb® Canister-pak Bag, Case of 12

002-1764-00 Standard Sodasorb® Pre-pak Cartridge, Case of 12

002-1765-00 Standard Sodasorb® Five Gallon Pail

002-1909-00 Sodasorb® LF Jug, Case of 3



Ventilators

Matrx® Model 3002PRO Small Animal Anesthesia Ventilator

An electronically controlled, time-cycled, pressure-limited ventilator, the Matrx® Model 3002PRO replaces the breathing bag to provide smooth, even delivery of anesthesia. Designed specifically for veterinary practice, the Model 3002PRO assures a constant volume for each delivered breath, regardless of patient compliance and airway resistance. Easy-to-use controls make operation simple and convenient.

- Replaces the breathing bag
- Single volume control knob allows for minute changes for small patients
- Promotes regular breathing for a smoother plane of anesthesia, more normocapnic PaCO₂ levels and a more normal blood pH.
- More economical use of supply gas (oxygen or clean dry air)
- Interchangeable bellows adapt to animals from 1 kg to 200 kg—no tools required
- Maximum working pressure limit (MWPL) adjustable from 10-60 cm H₂O
- Dual airway pressure alarms that monitor and sound when the peak inspiratory pressure (PIP) of any breath either exceeds the preset maximum working pressure limit (MWPL); or fails to reach 6 cm H₂O as in the case of a disconnect.
- Standard low supply gas alarm signals supply gas pressure below 35 psi
- Adapts easily to all anesthesia circuits with out-of-circuit vaporizers
- Respiratory rates from 6-40 breaths per minute at inspiratory flow rates from 0-100 LPM
- Built-in scavenging port
- Deliverable tidal volume (TV) range is from approximately 20 cc to 3,000 cc

- | | |
|----------|--|
| 91806001 | Model 3002PRO
with 300—1600 ml bellows and bellows housing
<i>Approximate Patient Weight Range 44—264 lb (20—120 kg)</i> |
| 91806002 | Model 3002PRO
with 0—300 ml bellows, bellows housing and adapter
<i>Approximate Patient Weight Range Up to 55 lb (0—25 kg)</i> |
| 91806003 | Model 3002PRO
with 1600—3000 ml bellows and bellows housing only
<i>Approximate Patient Weight Range 220—440 lb (100—200 kg)</i> |
| 91806005 | Model 3002PRO
with 300—1600 ml bellows and bellows housing plus 0—300 ml bellows, bellows housing, and adapter |



Note: All versions of the Matrx® Model 3000 Anesthesia Ventilator include Model 3000 controller, bellows base assembly, pressure sensing tube and tee, driving gas tube, power cord, spare fuse and operating manual.

NOTE:

For ease of installation, use an existing gas supply as the driving gas. Please order one demand wye and supply hose.

Demand Wye

91806022 DISS O₂, Green

91806029 DISS O₂, White

Supply Hose


91806031 DISS O₂, FxF, 4 ft., Green

91806032 DISS O₂, FxF, 4 ft., White

Ventilator Accessories



Bellows

- 91806021 0-300 ml Attachment
(Includes: Bellows, Adapter and Housing)
- 91806026 (A) 0-300 ml Bellows
- 91806027 (B) 0-300 ml Bellows Adapter
- 91806028 (C) 0-300 ml Bellows Housing
- 91806042 300-1600 ml Bellows
- 91806044 300-1600 ml Bellows Housing
- 91806043 1600-3000 ml Bellows
- 91806045 1600-3000 ml Bellows Housing




Demand Wye

- 91806022 (D) DISS O₂, Green
- 91806029 (E) DISS O₂, White (Int'l Version)
- 91806023 (F) DISS O₂ 90°, Green
- 91806030 (G) DISS O₂ 90°, White (Int'l Version)



Supply Hose

- 91806031 (H) DISS O₂, FxF, 4 ft., Green
- 91806032 (I) DISS O₂, FxF, 4 ft., White (Int'l Version)



Stands

- 91806033 (J) 5 Leg, 42" w/Casters and Mounting Plate
- 91806034 (K) 5 Leg, 37" w/Casters and Bushing Mount

Mounting Arms/Plates

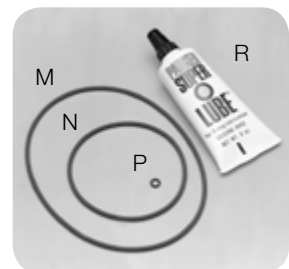
- 91805151 Mounting Arm w/Plate for VMC
- 91805152 Mounting Arm w/Plate and Extension for VMS®
- 93805128 Mounting Plate
- 91805154 Mounting Arm
- 91805155 Mounting Arm Extension



91805152

Adapters

- 91806025 (L) DISS O₂ 90° MxF Adapter



Replacement Parts

- 91806038 (M) O-Ring, Base to Housing
- 91806039 (N) O-Ring, Bellows Adapter
- 91806040 (P) O-Ring, Base to Pop-Off Valve
- 91806041 (R) Super O Lube
- 91806048 Pressure Sampling Tee
- 91806049 Clear Corrugated Tubing 22 mm x 36"

Anesthesia Accessories

Cylinder Mounting Blocks

Small “E” or “D” size cylinder mounting blocks with single-stage regulators are available to complete your portable system. Includes high-pressure hoses and cylinder wrench.

For Matrix VMS®, Matrix VMS® Plus, Matrix VME2® and Matrix VMC, Five-Leg Base (Not for use on Matrix VME®)

93305369	1 Cylinder O ₂ (USA)
94305384	1 Cylinder O ₂ (ISO)
94305370	2 Cylinders O ₂ (USA)
94305383	2 Cylinders O ₂ (ISO)
94305371	1 Cyl. O ₂ /1 Cyl. N ₂ O (USA)
94305372	1 Cyl. O ₂ /1 Cyl. N ₂ O (ISO)
65932200	Replacement “T” Handle
91120014	“E” or “D” Cylinder Seals, pkg. of Five



93305369 for O₂



94305370 for (2) O₂



91120014

VME® Oxygen Cylinder Restraint

77000799	Cylinder Restraint/Regulator Kit for 1 Cylinder of O ₂
----------	---

Dual Gas Supply Tee

The dual gas supply tee, complete with check valves, connects to the gas inlet on the back of the flowmeter and allows for simultaneous hook up of the gas hose from a cylinder mounting block and the outlet station from your central gas supply system or large cylinders.

92315266	Oxygen
----------	--------



91805145



92315266

Mayo Tray Cart

91805145	Mayo Tray Cart w/2 trays
91805146	Mayo Tray (1)

Oxygen Flowmeters

For VMS®/VMS® Plus/VME2®/VML®

Scale reads from .2 to 4 LPM for the VMS®, VMS® Plus and VME2®, and 1 to 10 LPM for the VML®. Dual view flowmeters quickly switch from standard to magnified view at the touch of a finger.

Matrix VMS® O₂ Flowmeter Assembly with Flush

91800206 (USA)

91800207 (ISO/Canadian)

Matrix VMS® Plus/VME2® O₂ Flowmeter Assy. with Flush

91800203 (USA)

91800204 (ISO/Canadian)

Matrix VML® O₂ Flowmeter Assembly with Flush

91800254 (USA)

91800255 (ISO/Canadian)

Low Flow O₂ Kit


91800709 (USA) (0-1000cc)

Dual Flowmeter Mount - VME2®

91805117



Standard View



Magnified View

Small Animal Induction Chambers

An excellent addition to conventional inhalation anesthesia procedures, the Small Animal Induction Chambers are available in four sizes to accommodate cats, small dogs, birds, mice and other small patients.

- Available in 45 liter, 18 liter, 5.25 liter and 1.5 liter sizes
- Constructed of .22" (5.6 mm) impact resistant acrylic
- Inlet port accepts standard 22 mm breathing tube or 15 mm connector
- Outlet port accepts standard 19 mm scavenging tube or 15 mm connector
- Sliding, self-locking top has stops to prevent unintentional removal of lid
- Scratch-resistant feet
- Includes a hook-up kit to connect vaporizer to inlet port

20220601	45 Liter Induction Chamber
93800038	18.5 Liter Induction Chamber
93805107	5.25 Liter Induction Chamber
93805106	1.5 Liter Induction Chamber
93805139	Set of 18.5, 5.25 & 1.5 L Chambers
93800132	Repl. 18.5 L Chamber with Cover
92800131	Inlet Port Hook Up Kit

Scavenger Tubing (19 mm) available on page 10.



20220601
93800038
93805107
93805106

Approximate Volume	Dimensions
45 Liter	20" L x 12" W x 12" H (51 cm x 30.5 cm x 30.5 cm)
18.5 Liter	16" L x 8" W x 10.5" H (41 cm x 20 cm x 27 cm)
5.25 Liter	11" L x 5.75" W x 7" H (28 cm x 14.5 cm x 18 cm)
1.5 Liter	7.5" L x 5.5" W x 4" H (19 cm x 14 cm x 10 cm)

Small Animal Anesthesia Masks

Available in sizes to fit all feline and canine patients, these high-quality plastic masks feature a 15 mm connector, clear cone for full visualization, and a highly flexible, replaceable rubber diaphragm for a leak-free fit.

Masks with Diaphragm

91351400	Set of 5 Masks (1 each of below)
93805027	Small Feline Mask
93805028	Medium Feline Mask
93805029	Large Feline Mask
93815026	Small Canine Mask
93815028	Large Canine Mask

Replacement Diaphragms

91815014	Small Feline
91815015	Medium Feline
91815016	Large Feline
91815017	Small Canine
91815018	Large Canine



Mask	Outer Dia.	Inner Dia.	Cone Depth
Small Feline	1-3/4" (44 mm)	7/8" (22 mm)	15/16" (24 mm)
Medium Feline	2-1/4" (57 mm)	1-3/16" (30 mm)	1-1/8" (29 mm)
Large Feline	2-3/8" (60 mm)	1-5/16" (33 mm)	1-3/8" (35 mm)
Small Canine	3-7/16" (87 mm)	1-3/16" (30 mm)	2-7/8" (73 mm)
Large Canine	5-1/8" (130 mm)	2-1/8" (54 mm)	4-3/4" (121 mm)

Sterile Endotracheal Tubes

Superior cuff design helps you prepare for correct intubations every time. The thin, large diameter cuff conforms to uneven tracheal surfaces and maintains a proper low pressure seal. A high-compliance cuff lies close to the tube, improving visualization prior to inflation.

Uncuffed Endotracheal Tubes

91316526	(2.0 mm)
91316527	(2.5 mm)
91316528	(3.0 mm)
91316529	(3.5 mm)
91316530	(4.0 mm)
91316531	(4.5 mm)
91316532	(5.0 mm)
91316533	(5.5 mm)
91316534	(6.0 mm)
91316535	(6.5 mm)
91316536	(7.0 mm)



Uncuffed

Cuffed Endotracheal Tubes

91316537	(3.0 mm)
91316551	(3.5 mm)
91316538	(4.0 mm)
91316539	(4.5 mm)
91316540	(5.0 mm)
91316541	(5.5 mm)
91316542	(6.0 mm)
91316543	(6.5 mm)
91316544	(7.0 mm)
91316545	(7.5 mm)
91316546	(8.0 mm)
91316547	(8.5 mm)
91316548	(9.0 mm)
91316549	(9.5 mm)
91316550	(10.0 mm)



Cuffed

LED Laryngoscope Blades

93315450	(A) Macintosh Size 1 (87 mm)
93315451	(B) Macintosh Size 2 (108 mm)
93315452	(C) Macintosh Size 3 (128 mm)
93315453	(D) Macintosh Size 4 (159 mm)
93315468	(E) Miller Size 0 (75 mm)
93315469	(F) Miller Size 1 (102 mm)
93315470	(G) Miller Size 2 (155 mm)
93315471	(H) Miller Size 3 (195 mm)
93315472	(I) Miller Size 4 (205 mm)

Laryngoscope Handles and Bulbs

Designed to accept both Macintosh and Miller blades. Handles are available in a choice of three sizes. Chrome-plated stainless steel construction.

91315278	Standard – accepts 2 “C” size batteries
020-0354-00	Short handle – accepts 2 “AA” size batteries
002-1961-00	Large Replacement Lamps (pkg of 5)
002-1962-00	Small Replacement Lamps (pkg of 5)



Disposable LED Laryngoscope Blade Kit

System features interchangeable, disposable laryngoscope blades with a medium reusable handle. The disposable stainless steel blades are offered in Macintosh sizes 2, 3 and 4 as well as Miller sizes 0, 1, 2 and 3.

91315601	Disposable Blade Kit with Reusable Handle
----------	--

Disposable Laryngoscope Blades

91315602	Disposable Size 2 Macintosh Blade, each
91315603	Disposable Size 3 Macintosh Blade, each
91315604	Disposable Size 4 Macintosh Blade, each
91315605	Disposable Size 0 Miller Blade, each
91315606	Disposable Size 1 Miller Blade, each
91315607	Disposable Size 2 Miller Blade, each
91315608	Disposable Size 3 Miller Blade, each



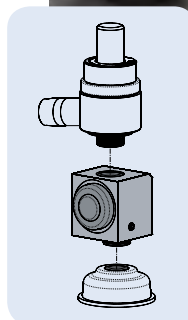
91315601

Matrx® Occlusion Valve With Safety Relief

The Matrx® Occlusion Valve with Safety Relief Assembly allows you to simply and quickly close the breathing circuit to allow you to bag (sigh) the patient.

- Easily attaches to your Matrx® anesthesia machine, no tools required
- Constructed of long-lasting anodized aluminum
- Safety relief feature (25-30 cm H₂O) prevents unsafe pressure build-up in the anesthesia circuit/patient
- Simply operated by the push of a single silicone activation button
- Included with each Matrx VMS® and VMS® Plus Anesthesia Machine

93805114 Occlusion Valve with Safety Relief



Occlusion Valve with Safety Relief attaches easily between the Matrx® Exhalation Valve Dome and APL Valve as shown.

Absorber Quick Release Conversion Kit

Easily convert a thumb nut version absorber to a convenient quick release absorber. Simple flip lever locking mechanism allows you to easily seal the absorber canister. Compatible with anesthesia machines manufactured by Fraser Harlake, Ohmeda and Matrx® Medical.

91800138 Quick Release Conversion Kit



Go from a thumb nut style absorber (left), to a quick release absorber (right).

Maintenance Kit

All the parts you need for routine anesthesia machine maintenance in one part number—easy and affordable. Save money versus purchasing each item separately.

91303015 Maintenance Kit
for Matrx VMS®, VMS® Plus, VMC

91303016 Maintenance Kit
for Matrx VME®-Stand Mount

91303017 Maintenance Kit
for Matrx VME2®, VME®-Tabletop



91303015


Ayres Non-rebreathing System with Scavenger Adapter

Connects in seconds to any Matrx® anesthesia machine. Designed especially for the small animal patient with less than 15 lb (6.8 kg) body weight, it provides minimal dead space and less resistance to flow as compared to a full-circle system.

94515185 Ayres System Complete

Replacement Parts

92305073	(A) FS-2 Outlet Adapter
91315075	(B) Black Rubber Tubing 7/16" OD x 1/4" ID hose Must order 48" length
92315080	(C) "T" Tube Adapter
92316019	(D) Breathing Tube
92305098	(E) Bag to Tube Adapter
91800194	(F) 1L Bag with Scavenger Adapter
91305439	(G) Scavenger Adapter
91815246	(H) Tube Connector x 19 mm x 15 mm
92800173	1L Bag w/Hole, No Scav. Adapter



94515185

Breathing Circuits

Designed to maximize patient safety and user convenience. A 360-degree connector rotation eliminates tubing twists or kinks. Unique Z-wave tubing provides superior flexibility.

002-1705-00 22 mm Diameter

91316419 15 mm Diameter w/1 Liter Breathing Bag



91316419



002-1705-00

Unilimb Rebreathing Circuit

Unique tube-within-a-tube design enhances performance and convenience.

- Aids in heat and moisture retention, speeding patient recovery time
- Unique design reduces clutter of multiple tubes

91316417 Unilimb Rebreathing Circuit 40"

91316431 Unilimb Rebreathing Circuit 60"

91316432 Unilimb Rebreathing Circuit 72"

91316435 Pedi Unilimb Rebreathing Circuit 40"



91316417

Matrx® Veterinary Rubber Goods

(A) Corrugated Breathing Tubes

- 92316018 VMS®/VMC/VME® – 12" (30 cm)
92316020 VMS®/VMC/VME® – 40" (102 cm)
20221100 * VML® – 72" (183 cm)
Note: VML® breathing tube is semi-translucent,
not black rubber.

(B) Black Tubing

- 91315075 7/16" OD x 1/4" ID
(11 mm OD x 6 mm ID)
91315076 1/2" OD x 5/16" ID
(13 mm OD x 8 mm ID)

(C) Breathing Bags

- 91316047 1/2 Liter
91316041 1 Liter
91316042 2 Liter
91316043 3 Liter
91316044 4 Liter
91316045 5 Liter
93815401 15 Liter*
93815400 30 Liter*

* 15/30 L breathing bags and tubes for the VML® have a 2" (5 cm) ID opening.

(D) Breathing Circuit Accessories

- 91315088 VMS®/VMC/VME® Inhaler "Y"
93815403 VML® Inhaler "Y"
10008200 VML® Inhaler "Y" Retaining Ring
(Included w/ 93815403)

(E) Straight Mask Adapter

- 91315091 15 mm – 22 mm

VML® Endo Tube Connectors

- 92805421 22 mm
92805425 25 mm
92805434 30 mm
92805435 40 mm



Matrx® Hose Assemblies

Quality color-coded, nylon reinforced hoses with chrome-plated brass fittings.

O₂ Hose Assembly

92305126* Female DISS x Ohio Male QC (USA)

92305291* Female DISS x Ohio Male QC (ISO)

92305110* Female DISS x Female DISS (USA)

92305297* Female DISS x Female DISS (ISO)

92305118* Female DISS x Ohio Female QC (USA)

Vacuum Hose Assembly

92305248* Female DISS x Female DISS (USA)

92305353* Female DISS x Ohio Female QC (USA)

N₂O Hose Assembly

92305127* Female DISS x Ohio Male QC (USA/ ISO)

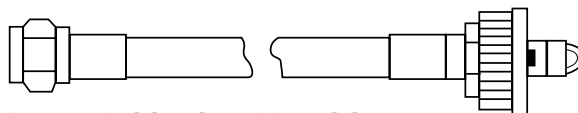
92305111* Female DISS x Female DISS (USA/ ISO)

92305119* Female DISS x Ohio Female QC (USA/ ISO)

* Specify Hose Length

Matrx® hoses are custom made to order.

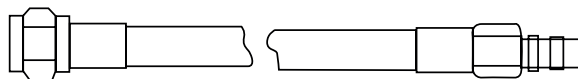
Please specify hose length in feet when placing your order.



Female DISS x Ohio Male QC

92305126 (O₂)

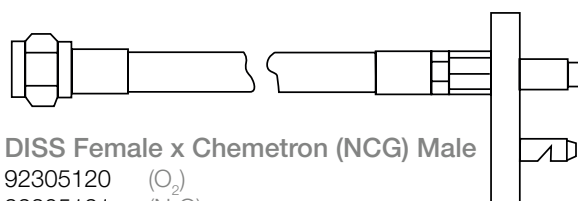
92305127 (N₂O)



DISS Female x Puritan Male

92305122 (O₂)

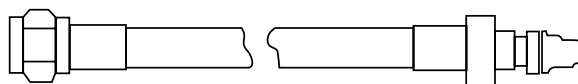
92305123 (N₂O)



DISS Female x Chemetron (NCG) Male

92305120 (O₂)

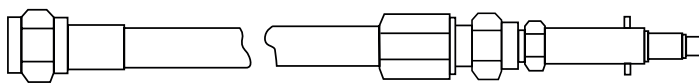
92305121 (N₂O)



DISS Female x Schrader Male

92305124 (O₂)

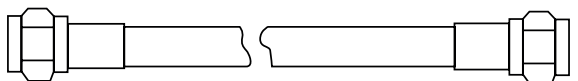
92305125 (N₂O)



DISS Female x Oxequip Male

92305205 (O₂)

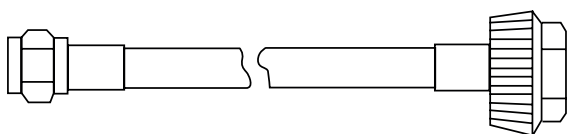
92305206 (N₂O)



DISS Female x DISS Female

92305110 (O₂)

92305111 (N₂O)



DISS Female x Hand-I-Twist DISS Female

92305288 (O₂)

92305289 (N₂O)

Resuscitation/Fluid Warming

Revive-A-Pet®

Revive-A-Pet® is just what you need for emergency response situations. Kits are available in two sizes and contain a Disposable Resuscitator, Animal Mask Kit, Oxygen Supply Tubing, Physiological Parameter List and Carry Case.

- | | |
|----------|---|
| 90000 | Small Revive-A-Pet®
<i>for animals weighing less than 66 lb (30kg)</i> |
| 90001 | Large Revive-A-Pet®
<i>for animals weighing more than 66 lb (30kg)</i> |
| 91351400 | Replacement Mask Set
<i>Includes 1 each: small feline, medium feline, large feline, small canine and large canine mask</i> |
| 91150010 | Oxygen Supply Tubing (7 feet) |



LSP Disposable Resuscitator

Reliable, efficient ventilation with patient protection. Features latex-free non-deforming bag, pressure relief valve on small and X-small models, and connector for optional pressure manometer or PEEP valve. Includes mask, oxygen supply tubing and oxygen reservoir. Large—patients over 55 lb (25 kg), Small—patients between 16 and 55 lb (7.3-25 kg) and X-Small—patients less than 16 lb (7.3 kg).

- | | |
|----------|--|
| 91350666 | Large Disposable BVM w/Bag Reservoir |
| 91350667 | Small Disposable BVM w/Bag Reservoir |
| 91350668 | X-Small Disposable BVM w/Bag Reservoir |



Midmark Casework

Midmark casework is the right choice for your clinic. Whether you're remodeling or building a new clinic, our casework not only improves clinic efficiency, it also enhances the look of your clinic for years to come. Midmark also offers casework design services.

Midmark Modular Casework is well-suited to withstand the rigors of animal healthcare environments.

- Seamless polystyrene drawers with rounded corners and one-piece construction allow drawers to contain spills and are easy to clean
- Steel frame construction delivers long life and consistent door and drawer performance along with a flexible shell design to allow for changing configurations
- Hidden, German-engineered, 110-degree steel hinges give a distinct, clean look to the casework
- Adjustable, self-cleaning ball bearing glides allow the drawers to slide in and out smoothly every time
- EPA-registered* anti-microbial pulls and surfaces help complement your current asepsis procedures.
- Seamless, polymer-covered panels provide a durable surface that resists spilled fluids and chemicals and can be cleaned with no surface degradation

**Contact Casework Project Coordinators at
1-800-MIDMARK, ext. 8108914.**



Veterinary Treatment Chase

Our space-saving casework chase design allows you to have the equipment you need, where you need it, without sacrificing floor space. Let us help you create the most efficient, effective space possible.



Casework Style Guide

Panel Styles:



Transcend



Cove



Pinnacle



Serenity



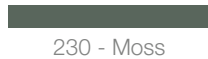
*Renew

**Available in Pebble Grey or Pebble Grey PVC-free only*

Renew Handle Inserts:



235 - Blueberry/Pacific Blue



230 - Moss



239 - Cashmere Blue/Sky




231 - Navy



246 - Terra Cotta/Canyon



238 - Fossil Grey



244 - Arctic



312 - Black/Raven Wing



232 - Shadow



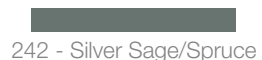
216 - Pebble Grey



237 - Tea Green/Olivine



234 - Clay



242 - Silver Sage/Spruce



229 - Perfect Plum



233 - Dusty Blue

Handle Styles:



Bent



Bent with
Anti-microbial
Copper



Edge



Flare



Arc

Casework Finishes:



216 - Pebble Grey



649 - Whisper



795 - Flax



798 - Path




800 - Radiance




799 - Sediment




802 - Storm



803 - Henna



791 - Frost




793 - Pebble Grey
PVC Free



490 - Fawn



794 - Dune



796 - Nest




797 - Hewn



459 - Acorn



801 - Timber




487 - Earth

Metallic Casework Finishes:




805 - Pearl
Essence



804 - Venus Silver



806 - Earthen
Bronze



807 - Flat Iron


Laminate Countertop Finishes:



362 - Concrete Stone



443 - Kalahari Topaz



354 - Bronze Legacy




711 - Colorado Slate



274 - Pebble Grey



453 - Milano Quartz



290 - Green Tigris



360 - Evening Tigris



364 - Graphite Nebula

Solid surface countertops also available.

Exam Room Casework Solutions

Midmark Casework can be designed especially for your clinic by our in-house project coordinators. We will design an efficient exam room workflow with your choice of how you want to interact with your patients and clients.

Midmark has a wide range of exam table solutions including our popular Canis Major® Lift Table. We also offer fixed-height island and peninsula tables, with and without overhang, in 48" and 60" lengths plus our new fold down exam table.

See pages 34-36 for details.



Treatment Room Casework Solutions

Create the perfect solution for your treatment room with our wide range of options. We can help you design a practical, efficient space that's specific to your needs.

Midmark casework is more durable than wood and laminate casework and is warmer in appearance than stainless steel. Plus, Midmark Casework is designed to integrate seamlessly with other Midmark equipment.



Casework, Cabinets
& Carts



Base Cabinets

- Durable 3/4" material laminated on the outside. Inside is coated with moisture and stain-resistant white melamine.
- Adjustable shelves—solid door cabinets include one fully adjustable laminated shelf. Additional shelves are available. Doors are flush mounted for easy cleaning.
- Superior drawer design—drawers laminated outside and constructed of durable melamine inside—sides are epoxy painted steel—75 pound capacity—glides open and close easily.
- Base Cabinet Tops will be cut for VSSI sinks if requested

Base Cabinet with 5 Drawers, Door

- | | |
|-------------|--|
| 101-7116-13 | 36" Base Cabinet, White |
| 101-7116-33 | 36" Base Cabinet, Custom Color |
| 101-7216-13 | 48" Base Cabinet, White |
| 101-7216-33 | 48" Base Cabinet, Custom Color |
| 101-7416-13 | 60" Base Cabinet, 2 Doors*, White |
| 101-7416-33 | 60" Base Cabinet, 2 Doors*, Custom Color |



Base Cabinet with 2 Drawers, 2 Doors

- | | |
|-------------|--|
| 101-7116-11 | 36" Base Cabinet, White |
| 101-7116-31 | 36" Base Cabinet, Custom Color |
| 101-7216-11 | 48" Base Cabinet, White |
| 101-7216-31 | 48" Base Cabinet, Custom Color |
| 101-7416-11 | 60" Base Cabinet, 4 Doors*, White |
| 101-7416-31 | 60" Base Cabinet, 4 Doors*, Custom Color |

Base Cabinet with 2 Drawers, Door, Waste Can Area

- | | |
|-------------|--|
| 101-7116-12 | 36" Base Cabinet, White |
| 101-7116-32 | 36" Base Cabinet, Custom Color |
| 101-7216-12 | 48" Base Cabinet, White |
| 101-7216-32 | 48" Base Cabinet, Custom Color |
| 101-7416-12 | 60" Base Cabinet, 4 Doors*, White |
| 101-7416-32 | 60" Base Cabinet, 4 Doors*, Custom Color |

Base Cabinet with 5 Drawers, Waste Can Area

- | | |
|-------------|--|
| 101-7116-14 | 36" Base Cabinet, White |
| 101-7116-34 | 36" Base Cabinet, Custom Color |
| 101-7216-14 | 48" Base Cabinet, White |
| 101-7216-34 | 48" Base Cabinet, Custom Color |
| 101-7416-14 | 60" Base Cabinet, 2 Doors*, White |
| 101-7416-34 | 60" Base Cabinet, 2 Doors*, Custom Color |

Wall Cabinets

Wall Cabinet with Adjustable Shelves - No Doors

- 108-3000-10 36" Wall Cabinet, White
- 108-3000-30 36" Wall Cabinet, Custom Color
- 108-4000-10 48" Wall Cabinet, White
- 108-4000-30 48" Wall Cabinet, Custom Color
- 108-6000-10 60" Wall Cabinet, White
- 108-6000-30 60" Wall Cabinet, Custom Color



Wall Cabinet with Adjustable Shelves - Clear Sliding Doors

- 108-3100-10 36" Wall Cabinet, White
- 108-3100-30 36" Wall Cabinet, Custom Color
- 108-4100-10 48" Wall Cabinet, White
- 108-4100-30 48" Wall Cabinet, Custom Color
- 108-6100-10 60" Wall Cabinet, White
- 108-6100-30 60" Wall Cabinet, Custom Color



Wall Cabinet with Shelves Adjustable Shelves - Solid Doors

- 108-3500-10 36" Wall Cabinet, 2 Doors*, White
- 108-3500-30 36" Wall Cabinet, 2 Doors*, Custom Color
- 108-4500-10 48" Wall Cabinet, 4 Doors, White
- 108-4500-30 48" Wall Cabinet, 4 Doors, Custom Color
- 108-6500-10 60" Wall Cabinet, 4 Doors, White
- 108-6500-30 60" Wall Cabinet, 4 Doors, Custom Color

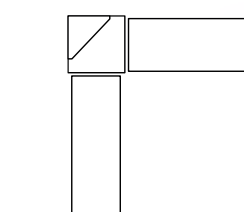


Island Workstation

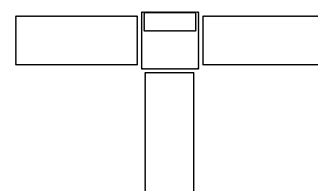
- Island Workstations are ideal when designing your clinic's exam/treatment area. The basic configurations are shown here. However, there are many options when it comes to exam cabinets, wet/prep cabinets, lights and more.
- Cabinets can be ordered in various sizes and with different door/drawer configurations. Cabinets feature laminate, stainless steel or scale tops.
- Wet/Prep Cabinets can be ordered in various sizes and with different door/drawer configurations.
- Island Base—available with two doors or three easy glide drawers and can be ordered to accommodate a hand sink.



NOTE: If ordered with sink, top drawer will be non-functional to allow room for plumbing.



"L" Configuration



"T" Configuration

Island Bases

Island Base with Drawers

- 105-7100-10 Laminate Top, White
- 105-7100-30 Laminate Top, Custom Color
- 105-7101-10 Built for Optional Sink, White
- 105-7101-30 Built for Optional Sink, Custom Color

Island Base with Doors

- 105-7200-10 Laminate Top, White
- 105-7200-30 Laminate Top, Custom Color
- 105-7201-10 Built for Optional Sink, White
- 105-7201-30 Built for Optional Sink, Custom Color



Island Chases

Triangular Utility Chase

- 105-9100-10 White
- 105-9100-30 Custom Color

Rectangular Utility Chase

- 105-9000-10 White
- 105-9000-30 Custom Color



Triangular Chase



Rectangular Chase

Midmark Mobile Carts

Midmark mobile treatment carts have all of the same safe, efficient features as our casework with the ability to move them where you need them.

Mobile Treatment Cart M2

- 33"H x 27"W x 18"D (2) 4" Drawers & (2) Doors
- Serenity panel style w/flare handles
- Shipping Weight: 155 lb

Configuration Example:

M51A.791.SEH M2, 18", 60 mm Casters, Frost, Top Surface (Kydex®)



Mobile Treatment Cabinet M4

- 33"H x 27"W x 18"D (3) 4" Drawers & (1) 8" Drawer
- Serenity panel style w/flare handles
- Shipping Weight: 152 lb

Configuration Example:

M41A.791.SEB M4, 18", 60 mm Casters, Frost, Top Surface (Soft Edge Bumper Top)



Mobile Treatment Cabinet M5

- 33"H x 27"W x 18"D (5) 4" Drawers
- Serenity panel style w/flare handles
- Shipping Weight: 159 lb

Configuration Example:

M51A.791.SEH M5, 18", 60 mm Casters, Frost, Top Surface (Soft Edge Handle Top)



Midmark Treatment Tables

Wet Treatment Tables

This table features a standard 36" height that easily integrates with Midmark Casework, giving your treatment area a uniform and aesthetically pleasing look. The table leverages our best-in-class casework designs. The wet tub is excellent for all treatment and dental procedures. The removable hair trap and easy clean drain make maintenance a breeze.

- Wall mount capability
- 18-gauge steel, more durable than wood laminates, withstand the most rigorous clinical work
- Load capacity is 300 lb
- Internal modular design allows you to customize door and drawer configurations to suit your needs
- Casework features all the benefits of Midmark design such as steel hinges, seamless drawers and adjustable ball bearing glides
- Baked-on epoxy finish means no rusting due to water exposure
- The perpendicular orientation allows for access to both long sides
- Optional goose-neck faucet and sprayer attachment makes post procedure clean up a cinch
- Available in Midmark casework colors including woodgrain option (additional charge)
- 48" or 60"L x 25"W x 36"H
- One end open for plumbing



WT82.R312.A (Black inserts (312) shown)

Note: One end open for plumbing unless island configuration is specified at time of order. Additional configurations available. Contact your Midmark representative for details.

Tables With Faucet And Sprayer Included

WT12.RXXX.A	48" Right, 4 Drawer Renew
WT22.RXXX.A	48" Left, 4 Drawer Renew
WT32.RXXX.A	48" Right, 3 Drawer Renew
WT42.RXXX.A	48" Left, 3 Drawer Renew
WT52.RXXX.A	60" Right, 4 Drawer Renew
WT62.RXXX.A	60" Left, 4 Drawer Renew
WT72.RXXX.A	60" Right, 3 Drawer Renew
WT82.RXXX.A	60" Left, 3 Drawer Renew

Call for pricing, colors and options.
"XXX" denotes insert color. See page 31 for chart.

Tables With Faucet And Sprayer NOT Included

WT10.RXXX.A	48" Right, 4 Drawer Renew
WT20.RXXX.A	48" Left, 4 Drawer Renew
WT30.RXXX.A	48" Right, 3 Drawer Renew
WT40.RXXX.A	48" Left, 3 Drawer Renew
WT50.RXXX.A	60" Right, 4 Drawer Renew
WT60.RXXX.A	60" Left, 4 Drawer Renew
WT70.RXXX.A	60" Right, 3 Drawer Renew
WT80.RXXX.A	60" Left, 3 Drawer Renew

ACCESSORIES

9A583000	Stainless Steel Grate Cover 48" Table
9A583001	Stainless Steel Grate Cover 60" Table

Backflow Prevention

002-1355-00	Backflow Preventer (if required by local codes)
016-1320-00	Faucet/sprayer combo with built-in vacuum breaker (if required by local codes)

Notes

Tables, Tubs
& Sinks

Premium Wet Treatment Tables

- All wet treatment tables include full stainless steel racks
strainer assembly included
- Durable 3/4" Material—Inside is coated with moisture and
stain-resistant white melamine
- 18 Gauge, 304 Stainless Steel
- Full-Capacity Removable Drawers
- Medical Grade Handles
- Stainless Steel Hinges & Latches
- Corners are rabbet jointed and screwed
- Cut-away exam cabinets have a knee space so you can be
seated while faucets sold working

Cut-Away Wet/Prep Table with 5" Deep Tub, 3 Drawers & 1 Door

105-7428-10	60" Long, White
105-7428-30	60" Long, Custom Color
105-7328-10	48" Long, White
105-7328-30	48" Long, Custom Color

Cut-Away Wet/Prep Table with Choice of Tub, 2 Doors

5"/17" Split Level Tub

105-7467-10	60" Long, White
105-7467-30	60" Long, Custom Color
105-7367-10	48" Long, White
105-7367-30	48" Long, Custom Color

5" Deep Tub

105-7427-10	60" Long, White
105-7427-30	60" Long, Custom Color
105-7327-10	48" Long, White
105-7327-30	48" Long, Custom Color

Cut-Away Wet/Prep Table with Additional Sink, 3 Drawers & 2 Doors

105-7575-10	72" Long, White
105-7575-30	72" Long, Custom Color
105-7475-10	60" Long, White
105-7475-30	60" Long, Custom Color

Stainless Steel & Laminate Hybrid Model

105-8428-10	60" Long, White
105-8428-30	60" Long, Custom Color



Full Wet/Prep Table with Choice of Tub, 2 Doors

17" Tub

- 105-7436-10 60" Long, White
- 105-7436-30 60" Long, Custom Color
- 105-7336-10 48" Long, White
- 105-7336-30 48" Long, Custom Color

5" Deep Tub

- 105-7426-10 60" Long, White
- 105-7426-30 60" Long, Custom Color
- 105-7326-10 48" Long, White
- 105-7326-30 48" Long, Custom Color

60" Sit-in-the-middle wet/prep Table with 5" deep tub, 3 drawers and 1 door

- 105-7429-10 White
- 105-7429-30 Custom Color

Stainless Steel Cut-Away Wet/Prep Table with 5" Deep Tub, 3 Drawers & 1 Door

- 109-7428-00 60" Long
- 109-7328-00 48" Long

Stainless Steel Cut-Away Wet/Prep Table with Choice of Tub, 2 Doors

5"/17" Split Level Tub

- 109-7467-00 60" Long
- 109-7367-00 48" Long

5" Deep Tub

- 109-7427-00 60" Long
- 109-7327-00 48" Long



Stainless Steel Surgery Tables

V-Top Surgery Tables

V-Top Surgery Table with Adjustable Electric Column

- Self-contained electric column requires no maintenance
- (Column is covered by full 2-year warranty)
- Full 12" up and down height adjustment
- Electric lift column quietly and smoothly raises and lowers
- Available accessories: table top extension, rail extensions to accommodate larger animals and casters for easy mobility

E005687/100-3041-21 50" With Heated Top

E005688/100-3041-01 50" Without Heated Top

E005689/100-3071-21 60" With Heated Top

E005690/100-3071-01 60" Without Heated Top



V-Top Surgery Table with Adjustable Hydraulic Column

- Self-contained hydraulic column requires no maintenance
- Convenient 6" up and down height adjustment
- Available accessories: table top extension, rail extensions to accommodate larger animals and casters for easy mobility

E005691/100-4041-21 50" With Heated Top

E005692/100-4041-00 50" Without Heated Top

E005693/100-4071-21 60" With Heated Top

E005694/100-4071-00 60" Without Heated Top



V-Top Surgery Table with Pedestal Column

- Available accessories: table top extension, rail extensions to accommodate larger animals and casters for easy mobility

E005695/100-0041-23 50" With Heated Top

E005696/100-0041-00 50" Without Heated Top

E005697/100-0071-21 60" With Heated Top

E005698/100-0071-00 60" Without Heated Top



Flat-Top Surgery Tables

Flat Top Surgery Table with Adjustable Electric Column

- Self-contained electric column requires no maintenance (Column is covered by full 2-year warranty)
- Full 12" up and down height adjustment

E005699/100-3251-21	50" With Heated Top
E005700/100-3251-01	50" Without Heated Top
E005701/100-3261-21	60" With Heated Top
E005702/100-3261-01	60" Without Heated Top



Flat Top Surgery Table with Adjustable Hydraulic Column

- Self-contained hydraulic column requires no maintenance
- Convenient 6" up and down height adjustment

E005703/100-4251-21	50" With Heated Top
E005704/100-4251-01	50" Without Heated Top
E005705/100-4261-21	60" With Heated Top
E005706/100-4261-01	60" Without Heated Top



Flat Top Surgery Table with Pedestal Column

E005707/100-0251-23	50" With Heated Top
E005708/100-0251-00	50" Without Heated Top
E005709/100-0261-21	60" With Heated Top
E005710/100-0261-00	60" Without Heated Top



Flat Top Surgery Table with Manual Control

- Built to the same high-quality standards as other surgery tables, but with the budget conscious in mind
- Simple rotation of manual lever is required to loosen and tighten the tilt mechanism

E005711/100-3440-50	50" Without Heated Top
E005712/100-3440-60	60" Without Heated Top



ACCESSORIES

Table Top Extensions (50" Table Only)

- 16 gauge, 304, #4 polished stainless steel
- 10" extension; can be added to each end to increase table length by 20"


E005713/200-3041-10 V-Top Extension

E005714/200-3251-10 Flat-Top Extension



Rail Extension Set with Cleats (50" Table Only)

E005715/200-3041-01 Rail Extension Set with Cleats



Stainless Steel Dental Extension for VSSI 50" V-Top Surgery Tables

- Removable drain pan for easy/quick cleaning
- Sturdy stainless steel construction provides firm head support
- Surface dimensions: 18" x 10"
- Perforated stainless steel top easily wipes clean


E005716/200-3041-20 Stainless Steel Dental Extension for V-Top Surgery Table



Caster Set for Surgery Tables

- Locking casters lock and unlock easily with step-on control
- Each set includes four swivel locking casters
- Order with any surgery table to provide easy mobility


E005717/200-3041-05 Caster Set for Surgery Tables



Drip Bucket

E005718/200-3041-02 Large Drip Bucket, 13 qt.

E005719/200-3041-03 Small Drip Bucket, 2 qt.



IV Rod Assembly Kit for Surgery Tables

- Stands 27 5/8" above the surgery table

E005720/200-3041-09 IV Rod Assembly Kit for Surgery Tables

Prep and Exam Tables

Island Exam or Treatment Table

The Midmark Fixed Height Island Exam/Treatment Table is perfect for your exam or treatment room. The table features a toe-kick base panel that wraps around the entire table, allowing you to approach your patient without obstruction. Choose from 44" and 59" lengths, a variety of tops in stainless steel or laminate and many door and drawer combinations, including custom designs to meet your needs. Sturdy 18-gauge steel construction with baked-on epoxy finish gives your treatment center a long lasting, professional and aesthetically pleasing look.

- IT1.RXXX.A 44" Island -Left: 3-4" Drawers, 1-8" Drawer; Right: 1-4" Drawer, Door w/ shelf
- IT2.RXXX.A 44" Island -Left: 1-4" Drawers, Door w/shelf; Right - 3-4" Drawers, 1-8" Drawer
- IT3.RXXX.A 44" Island -Left: 3-4" Drawers, 1-8" Drawer; Right: Door w/shelf
- IT4.RXXX.A 44" Island- Left: Door w/shelf; Right: 3-4" Drawers, 1-8" Drawer
- IT5.RXXX.A 44" Island -Left: 3-4" Drawers, 1-8" Drawer; Right: 3-4" Drawers, 1-8" Drawer
- IT6.RXXX.A 59" Island- Left: 3-4" Drawers, 1- 8" Drawer; Center: Door with Trash Chute; Right: 1-4" Drawer, Door w/ shelf
- IT7.RXXX.A 59" Island -Left: Door with Trash Chute; Center: 3-4" Drawers, 1-8" Drawer; Right: Door w/shelf
- IT8.RXXX.A 59" Island - Left: 3-4" Drawers, 1-8" Drawer; Center: 3-4" Drawers, 1-8" Drawer; Right: Door with Trash Chute

- DT1.RXXX.A 48" Right, Door, 3 Drawer
- DT2.RXXX.A 48" Left, Door, 3 Drawer
- DT5.RXXX.A 60" Right, Door, 3 Drawer, 3 Drawer
- DT6.RXXX.A 60" Left, Door, 3 Drawer, 3 Drawer

Tables with knee space/overhang

- DT3.RXXX.A 48" Right, Door, 3 Drawer
- DT4.RXXX.A 48" Left, Door, 3 Drawer
- DT7.RXXX.A 60" Right, Door, 3 Drawer
- DT8.RXXX.A 60" Left, Door, 3 Drawer

Call for pricing, colors and options. "XXX" denotes insert color. See page 31 for chart.



IT1.R233.A (Dusty Blue inserts (233) shown)



DT2.R233.A (Dusty Blue inserts (233) shown)



DT4.R233.A (Dusty Blue inserts (233) shown)

Fold Down Table

The unique fold down design of our wall-mounted folding exam table features a stationary stainless steel work surface perfect for charts, instruments and client education materials. Plus, a special "gas-assist" lifting mechanism makes raising and lowering the table a breeze. Midmark tables are designed to enhance your workflow and make you, your patients and clients as comfortable as possible.

8012-00-001 Fold Down Exam Table

9A549001 Traction Mat Accessory

**Optional mounting bracket (sold separately for \$352) or additional backing structure may be required for steel stud applications.*



Exam Room Tables

- Durable 3/4" material laminated on the outside. Inside is coated with moisture and stain-resistant white melamine. Exterior laminate in custom colors available. Standard color is white.
- Superior drawer design—drawers laminated outside and constructed of durable melamine inside. Sides are epoxy painted steel with a 75 lb. Capacity. Glides open and close easily.
- Adjustable shelves—solid door cabinets include one fully adjustable laminated shelf. Additional shelves are available. Doors are flush mounted for easy cleaning.

Table with Five Drawers & Door

- 101-7610-10 Laminate Top, White
 101-7610-30 Laminate Top, Custom Color
 101-7640-10 Stainless Steel Top, White
 101-7640-30 Stainless Steel Top, Custom Color
 110-0523-10 Scale Top, White
 110-0523-30 Scale Top, Custom Color
 210-0117-01 Heavy Ribbed Vinyl Mat (included on scale top)



Exam Table with 2 Drawers & 2 Doors

- 101-7610-11 Laminate Top, White
 101-7610-31 Laminate Top, Custom Color
 101-7640-11 Stainless Steel Top, White
 101-7640-31 Stainless Steel Top, Custom Color
 110-0521-10 Scale Top, White
 110-0521-30 Scale Top, Custom Color
 210-0117-01 Heavy Ribbed Vinyl Mat (included on scale top)



Exam Table with 2 Drawers, Door & Waste Can Area

- 101-7610-12 Laminate Top, White
 101-7610-32 Laminate Top, Custom Color
 101-7640-12 Stainless Steel Top, White
 101-7640-32 Stainless Steel Top, Custom Color
 110-0522-10 Scale Top, White
 110-0522-30 Scale Top, Custom Color
 210-0117-01 Heavy Ribbed Vinyl Mat (included on scale top)



Exam Table with 5 Drawers & Waste Can Area

- 101-7610-13 Laminate Top, White
- 101-7610-33 Laminate Top, Custom Color
- 101-7640-13 Stainless Steel Top, White
- 101-7640-33 Stainless Steel Top, Custom Color
- 110-0524-10 Scale Top, White
- 110-0524-30 Scale Top, Custom Color
- 210-0117-01 Heavy Ribbed Vinyl Mat (included on scale top)



Exam Table with 5 Drawers & Mini Refrigerator Space

- 101-7610-14 Laminate Top, White
- 101-7610-34 Laminate Top, Custom Color
- 101-7640-14 Stainless Steel Top, White
- 101-7640-34 Stainless Steel Top, Custom Color
- 110-0525-10 Scale Top, White
- 110-0525-30 Scale Top, Custom Color
- 210-0117-01 Heavy Ribbed Vinyl Mat (included on scale top)



Exam Table with 2 Drawers, Door & Mini Refrigerator Space

- 101-7610-15 Laminate Top, White
- 101-7610-35 Laminate Top, Custom Color
- 101-7640-15 Stainless Steel Top, White
- 101-7640-35 Stainless Steel Top, Custom Color
- 110-0526-10 Scale Top, White
- 110-0526-30 Scale Top, Custom Color
- 210-0117-01 Heavy Ribbed Vinyl Mat (included on scale top)



Cut-Away Exam Room Tables

- Cut-away exam tables have a knee space so you can be seated while working, with a rounded end for greater comfort.
- Available with laminate tops or stainless steel tops featuring anti-drip edges
- Available with the doors and drawers on the left or on the right, depending on your needs.

Cut-Away Exam Table with 3 Drawers, 1 Door

101-7418-10	60" Laminate Top, White
101-7418-30	60" Laminate Top, Custom Color
101-7448-10	60" Stainless Steel Top, White
101-7448-30	60" Stainless Steel Top, Custom Color
101-7318-10	48" Laminate Top, White
101-7318-30	48" Laminate Top, Custom Color
101-7348-10	48" Stainless Steel Top, White
101-7348-30	48" Stainless Steel Top, Custom Color



Cut-Away Exam Table with 2 Doors

101-7417-10	60" Laminate Top, White
101-7417-30	60" Laminate Top, Custom Color
101-7447-10	60" Stainless Steel Top, White
101-7447-30	60" Stainless Steel Top, Custom Color
101-7317-10	48" Laminate Top, White
101-7317-30	48" Laminate Top, Custom Color
101-7347-10	48" Stainless Steel Top, White
101-7347-30	48" Stainless Steel Top, Custom Color



60" Sit-In-The-Middle Table

101-7419-10	Laminate Top, White
101-7419-30	Laminate Top, Custom Color
101-7449-10	Stainless Steel Top, White
101-7449-30	Stainless Steel Top, Custom Color



Stainless Steel Cut-Away Exam Table with 3 Drawers and 1 Door

109-7418-00 60" with Stainless Steel Top

109-7318-00 48" with Stainless Steel Top



Stainless Steel Cut-Away Exam Table with 2 Doors

109-7417-00 60" with Stainless Steel Top

109-7317-00 48" with Stainless Steel Top



Stainless Steel Table

- Optional 12" x 16" x 4" deep 20 gauge stainless steel drawer may be opened from either side
- Offered on legs with adjustable glide feet or on locking casters
- Treatment surface size: 22" x 44"

101-4640-90 On Legs Without Drawer

101-4640-95 On Legs With Drawer

110-0710-00 On Legs With Scale Top

101-4640-80 On Casters Without Drawer

101-4640-85 On Casters With Drawer

110-0410-00 On Casters With Scale Top

210-0117-01 Heavy Ribbed Vinyl Mat (included on scale top)



Wall-Mounted Exam Tables

Stationary Wall Mount Exam Table

- Optional 12" x 16" x 4" deep 20 gauge stainless steel drawer may be opened from either side
- Raised seamless back splash protects the back wall
- 1 1/8" thick inner board for a solid, quiet working surface
- 20 gauge stainless steel top with raised anti-drip edges
- Spacious 22" x 44" work surface

101-1610-00 Without Drawer, Laminate Top, White

101-1610-30 Without Drawer, Laminate Top, Custom Color

101-1610-05 With Drawer, Laminate Top, White

101-1610-35 With Drawer, Laminate Top, Custom Color

101-1640-00 Without Drawer, Stainless Steel Top

101-1640-05 With Drawer, Stainless Steel Top



Laminate Top

Tables, Tubs
& Sinks

Wall Hugger Folding Exam Table

- Wall mount plate has baked on finish to resist corrosion
- Allows easy access all around and unobstructed floor space
- 1 1/8" thick inner board for a solid, quiet working surface
- 20 gauge stainless steel top with raised anti-drip edges
- Spacious 22" x 44" work surface
- Counterbalanced action lifts and lowers effortlessly
- 4 1/2" from wall when folded to the "up" position

101-2710-00 Laminate Top, White

101-2710-30 Laminate Top, Custom Color

101-2740-00 Stainless Steel Top



Counterbalance Mechanism

Folding Wall Mount Exam Table

- Wall mount plate has baked on finish to resist corrosion
- Allows easy access all around and unobstructed floor space
- 1 1/8" thick inner board for a solid, quiet working surface
- 20 gauge stainless steel top with raised anti-drip edges
- Spacious 22" x 44" work surface
- Counterbalanced action lifts and lowers effortlessly
- 4" from wall when folded to the "up" position

101-2610-00 Laminate Top, White

101-2610-30 Laminate Top, Custom Color

101-2640-00 Stainless Steel Top



Folding Wall Mount Cabinet

- 3/4" construction
- Corners are glued & screwed
- High-pressure laminate exterior
- Interior is coated with moisture and stain-resistant white melamine.
- Heavy-duty hinges
- Stainless steel handles
- Standard color is white – custom colors are available

201-2640-10 FWM Cabinet, White Laminate

201-2640-30 FWM Cabinet, Custom Color



Pedestal Exam Table

- Durable and economical table

E005721/101-9640-00	Pedestal Exam Table
E005722/110-0910-00	Pedestal Exam Table with Scale Top
E005723/210-0117-01	Heavy Ribbed Vinyl Platform Mat



Exam Table with Adjustable Electric Column

E005724/101-8640-03	Exam Table with Adjustable Electric Column
E005723/210-0117-01	Heavy Ribbed Vinyl Platform Mat

The Premier™ Mobile Lift Table

- Height Adjusts from Low 12 1/2" to 37 1/4"
- Heavy duty, sturdy design - heavy duty lifting mechanism and motor – able to handle large animals
- 3" Heavy duty locking casters—hold the table securely in place for exams and roll easily even on uneven floors.
- Rechargeable battery power—allows the table to be used without being plugged in. Charging process can be interrupted to allow table use.
- Built-in battery charger—just plug in to outlet to recharge. Low battery indicator “beeps” when charging is needed. Recharge takes only 4-6 hours
- Larger Exam Surface—22" x 50" 20 gauge stainless steel top with anti drip-edges. Top has 1 1/8" thick inner board for a solid, quiet working surface.
- Available with Built-In Scale for weighing at the time of exam



E005725/103-0170-16	The Premier™ Mobile Lift Table
E005726/110-2410-08	The Premier™ Mobile Lift Table with Scale
E005727/203-0170-10	Side Rails with Sliding Quick Release Restraint Cleats (2 Rails; 4 Cleats)
E005728/203-0170-20	Quick Release Restraint Cleats (4)
E005723/210-0117-01	Heavy Ribbed Vinyl Platform Mat (included on scale top)



Quick-release restraint cleats (optional)



Side rails (optional)

Stainless Steel Wet/Prep Tubs

- Solid 18 gauge stainless steel construction—48" or 60" widths strainer basket included
- Recessed stainless steel rack system included
- Racks rest on lip inside tub for a flush work surface – no hooks hanging over to snag clothing
- Maximum support prevents sagging
- Drop-In Wet/Prep Tubs are designed for use with your existing or custom cabinetry
- Tubs on Legs feature feet with pre-attached mounting plates to secure the tub easily to the floor with no need to purchase additional sockets or straps

5"/17" Split Level Cut-Away Tub

Tub on Legs

E005729/105-0460-00 60" Long

E005730/105-0360-00 48" Long

Drop-in Tub

E005731/105-1460-00 60" Long

E005732/105-1360-00 48" Long



17" Deep Tub

Tub on Legs

E005733/105-0430-00 60" Long

E005734/105-0330-00 48" Long

Drop-in Tub

E005735/105-1430-00 60" Long

E005736/105-1330-00 48" Long



5" Deep Cut-Away Tub

Tub on Legs

E005737/105-0420-00 60" Long

E005738/105-0320-00 48" Long

Drop-in Tub

E005739/105-1420-00 60" Long

E005740/105-1320-00 48" Long



Stainless Steel Tubs with Backsplash

5" Deep Cut-Away Tub on Legs

- 105-0420-02 60" Long, Faucet Deck on Right
- 105-0420-03 60" Long, Faucet Deck on Left
- 105-0320-02 48" Long, Faucet Deck on Right
- 105-0320-03 48" Long, Faucet Deck on Left

17" Deep Tub on Legs

- 105-0430-02 60" Long, Faucet Deck on Right
- 105-0430-03 60" Long, Faucet Deck on Left
- 105-0330-02 48" Long, Faucet Deck on Right
- 105-0330-03 48" Long, Faucet Deck on Left

5"/17" Split Level Tub on Legs

- 105-0460-02 60" Long, Faucet Deck on Right
- 105-0460-03 60" Long, Faucet Deck on Left
- 105-0360-02 48" Long, Faucet Deck on Right
- 105-0360-03 48" Long, Faucet Deck on Left



ACCESSORIES

Stainless Steel Exam Top Insert

- 205-1423-01 Stainless Steel Exam Top Insert for 60" Tub
- 205-1323-01 Stainless Steel Exam Top Insert for 48" Tub



Stainless Steel Wet/Prep Cabinet Extension

- 205-1323-03 Stainless Steel Wet/Prep Cabinet Extension



Stainless Steel Full-Length Recessed Racks

- 205-1423-05 Stainless Steel Full-Length Recessed Racks For 60" Tubs
- 205-1323-05 Stainless Steel Full-Length Recessed Racks For 48" Tubs



Adjustable Height Grooming Tub with Backsplash

- 18 Gauge, 304 stainless steel
- Back deck—makes a convenient place to store supplies
- Strainer basket included
- No floor space obstruction—allows you to stand close
- Adjustable legs—31 1/2" to 34 1/2" deck height
- Non-skid ramp surface
- Easy one-handed operation
- Ramp locks in upright position with a watertight seal

Adjustable Height Grooming Tub With Backsplash

- 105-0446-10 60" Grooming Tub with Backsplash and Ramp
- 105-0346-10 48" Grooming Tub with Backsplash and Ramp
- 105-0446-06 60" Standard Grooming Tub with Backsplash
- 105-0346-06 48" Standard Grooming Tub with Backsplash

ACCESSORIES



- 205-0446-01 Plastisol™ Coated Floor, 60"
- 205-0346-01 Plastisol™ Coated Floor, 48"
- 205-0446-02 Tie Down Rail System
- 205-0446-00 Stainless Steel Small Animal Rack - 18.5" x 22"



Tables, Tubs
& Sinks



Stainless Steel Rack



Faucets and Sinks

Single Lever Faucet with 84" Sprayer Hose

107-0112-00 Single Lever Faucet & 84" Sprayer Hose

107-9093-06 Replacement 84" Hose



Gooseneck Swivel Sink Faucet, Deck Mounted with 84" Sprayer Hose

107-4112-01 Gooseneck Swivel Sink Faucet, Deck Mounted with 84" Sprayer Hose



Gooseneck Faucet with Heavy Duty Angled Sprayer

107-4112-02 Gooseneck Faucet, Heavy Duty Angled Sprayer



Spray Unit with 72" Hose and Sprayer

107-7212-01 Deck Mounted with Straight Sprayer

107-7212-02 Deck Mounted with Angled Sprayer

Spray Unit with Faucet and 72" Hose and Sprayer

- Faucet mounts on standard 8" centers

107-1112-02 Deck Mounted with Straight Sprayer

107-1112-03 Deck Mounted with Angled Sprayer



Without Faucet



With Faucet

Swing Nozzle Faucet with Swivel Sprayer Unit

- Durable, heavy bronze wall construction with polished chrome finish (Internal parts are replaceable)
- Built-in check valves prevent internal cross flow of water
- Faucet and spray unit may be used simultaneously
- Spray unit may be held in the "on" position with a handle control ring that is included with each faucet
- Faucet mounts on standard 8" centers
- Includes wall-mount hook for hanging the hose when not in use
- Sprayer features 72" extra-long flexible stainless steel hose to easily reach the entire length of the tub
- Swing nozzle faucet swivels for normal faucet applications
- Sprayer available with straight or angled sprayer

107-1112-10 Deck Mount, Straight Sprayer

107-1112-11 Deck Mount, Angled Sprayer



Spray Unit with 72" Stainless Steel Hose

- Attaches to standard 1/2" IPS pipe thread
- Spray unit may be held in the "on" position with handle control ring that is included with each faucet
- Spray unit has squeeze handle valve that automatically stops water flow when not depressed
- Sprayer available with straight or angled sprayer

107-9091-02 Straight Sprayer

107-9091-03 Angled Sprayer



Reel-Kleen Retractable Spray Unit

- Multi-fit bracket mounts easily to wall, ceiling, or under sink
- Adjustable hose bumper
- 3/8" ID hose and female connecting inlet
- Available with 15' or 35' long heavy duty hose
- Spray unit has squeeze handle valve that stops water
- Convenient and tidy storage for long hose and sprayer

107-9090-00 15' Hose



Surgeon's Scrub Sinks

- Compatible with any of our faucet options
- Wall mounting bracket included
- Durable 16 gauge stainless steel construction

Single Surgeon's Scrub Sink

Outside: 31" wide x 23 1/2" x 16 1/2" tall with back splash
Inside: 28" wide x 20" x 10 1/2" deep

106-1133-10 Single Surgeon's Scrub Sink

Double Surgeon's Scrub Sink

Outside: 43" wide x 23 1/2" x 16 1/2" tall with back splash
Inside: 40" wide x 20" x 10 1/2" deep

106-2133-10 Double Surgeon's Scrub Sink \$1,074.00



Infrared Faucet & Mixing Valve

107-5292-02 Infrared Faucet & Thermostatic Mixing Valve



Gooseneck Faucet

107-4292-00 Gooseneck Faucet



Double Pedal Valve

107-3292-00 Double Pedal Valve



Knee Action Faucet Valve

107-2292-00 Knee Action Faucet Valve



Foot Action Faucet Valve

107-3392-00 Foot Action Faucet Valve



Stainless Steel Counter Top Sinks

- 20 gauge stainless steel
- Self-rimmed for easy installation

17" x 19" Counter Top Sink (8" or 4" center hole pattern)

106-3114-18 Stainless Steel Counter Top Sink, 17" x 19", 8" C/C

106-3114-17 Stainless Steel Counter Top Sink, 17" x 19", 4" C/C

15" x 15" Counter Top Sink (4" center hole pattern)

106-3111-10 Stainless Steel Counter Top Sink, 15" x 15"



Sink Faucet with Swivel Gooseneck

- Two separate handles control temperature and rate of flow
- Faucet swivels
- Durable, heavy bronze wall construction with polished chrome finish (Internal parts are replaceable)
- Faucet mounts on standard 4" centers

107-4142-03 Sink Faucet with Swivel Gooseneck



Economy Faucet with Swivel Gooseneck

- Faucet swivels
- Durable, heavy bronze wall construction with polished chrome finish (Internal parts are replaceable)
- Faucet mounts on standard 4" centers

107-4142-04 Economy Faucet with Swivel Gooseneck



Stools

270 Adjustable Stool

- Black composite five leg base
- Stool weight: 15 lb
(Weight capacity: 300 lb)
- Shipping weight: 20 lb



270-001-XXX 270 Adjustable Stool
Basic Stool, Manually Adjustable

271 Adjustable Stool

- Black composite five leg base
- Stool weight: 20 lb
(Weight capacity: 225 lb)
- Shipping weight: 25 lb



271-001-XXX 271 Adjustable Stool
Basic Stool w/Back, Manually Adjustable

272 Air Lift Stool

- Black composite five leg base
- Stool weight: 15 lb
(Weight capacity: 300 lb)
- Shipping weight: 20 lb



272-001-XXX 272 Air Lift Stool
Basic Stool, Pneumatically Adjustable

273 Air Lift Stool

- Black composite five leg base
- Stool weight: 20 lb
(Weight capacity: 225 lb)
- Shipping weight: 25 lb



273-001-XXX 273 Air Lift Stool
Basic Stool w/Back, Pneumatically Adjustable

274 Doctor's Stool

- Chrome five leg base
- Stool weight: 15 lb
(Weight capacity: 350 lb)
- Shipping weight: 20 lb



274-001-XXX 274 Adjustable Stool
Basic Stool, Manually Adjustable

275 Doctor's Stool

- Chrome five leg base
- Stool weight: 20 lb
(Weight capacity: 225 lb)
- Shipping weight: 25 lb



275-001-XXX 275 Adjustable Stool
Basic Stool with back, Manually Adjustable

276 Air Lift Stool

- Chrome five leg base
- Stool weight: 15 lb
(Weight capacity: 350 lb)
- Shipping weight: 20 lb



276-001-XXX' 276 Air Lift Stool
Basic stool, pneumatically adjustable

277 Air Lift Stool

- Chrome five leg base
- Stool weight: 20 lb
(Weight capacity: 225 lb)
- Shipping weight: 25 lb



277-001-XXX' 277 Air Lift Stool
Basic stool with back,
pneumatically adjustable

278 Air Lift Surgeon Stool

- Chrome five leg base
- Foot operated
- Stool weight: 30 lb
(Weight capacity: 225 lb)
- Shipping weight: 35 lb



278-001-XXX' 278 Air Lift Stool
Basic stool with foot release
Pneumatically adjustable

279 Air Lift Surgeon Stool

- Chrome five leg base
- Hand operated
- Stool weight: 30 lb
(Weight capacity: 225 lb)
- Shipping weight: 35 lb



279-001-XXX' 279 Air Lift Stool
Basic stool, pneumatically adjustable

ACCESSORIES

- 9A366001-XXX' Backrest Kit
- 9A367001 Foot Ring, Field Installed
(not available on foot release models)
- 9A368001 6" Lab Height Ext. Kit
(not available on foot release models)

ADDITIONAL CHARGES FOR PLANT INSTALLED OPTIONS

- 27X-002-XXX' Ultra-Premium Upholstery
- 27X-003-XXX' Set of Soft Rubber Casters
- 27X-004-XXX' Set of Locking Casters
- 27X-005-XXX' Set of Glides
(not available on foot release models)
- Auto Locking Casters

Ritter Colors

216 Pebble Grey
229 Perfect Plum
230 Moss
231 Navy
232 Shadow
233 Dusty Blue
234 Clay
312 Black

Solid Premium Colors

235 Blueberry
236 Silver Sage
237 Tea Green
238 Fossil Grey
239 Cashmere Blue
240 Terra Cotta
312 Black

Pattern Premium Colors

247 Belagio
248 Siena
249 Tuscany
250 Firenze
251 Capri
252 Treviso

Ultra-Premium Colors

228 Ultra-Raven Wing
241 Ultra-Pacific Blue
242 Ultra-Spruce
243 Ultra-Olivine
244 Ultra-Arctic
245 Ultra-Sky
246 Ultra-Canyon

Dental Doctor's Stool

- Contoured set with raised front
- Waterfall front edges
- Up to twelve degrees of forward tilt
- One lever adjustment for locking seat and backrest tilt
- Ratcheted backrest for height adjustment without knobs
- Cylinder Height: Tall - 20.9" to 28.7"; Standard - 16.5" to 22"
Short - 15.25" to 18.3"
- Seat Size: Standard - 17.5" x 16.5"; Small - 16.25" x 16"

153811 Dental Doctor's Stool
* Specify cylinder height
(Tall, Standard, Short) when ordering

See color code chart on page 40.

OPTIONS

- 154135 Upcharge for Ultra-Premium Upholstery,
Standard Colors
- 154136 Upcharge for Special (non-standard)
Upholstery Colors
- 153820 Adjustable Armrests



Dental Technician's Stool

- Contoured seat with raised front
- Waterfall front edges
- Ratchet release body support with height adjustment
(specify Right or Left Arm, Left Arm shown)
- Integrated footrest, automatically adjusts with seat height
- Cylinder Height: 21.7" to 27.5"
- Seat Size: 16.25" x 16"

153812 Dental Technician's Stool

See color code chart on page 40.

OPTIONS

- 154135 Upcharge for Ultra-Premium
Upholstery, standard colors
- 154136 Upcharge for Special (non-standard)
Upholstery Colors
- 153821 Short Cylinder - 17.8" to 20.8"
(Available only less footrest)
- 153822 Adjustable Lumbar Support
(factory installed)



(shown with optional lumbar support)

680 Upholstered Side Chair

Available with or without arms; black frame, specify upholstery color.

- Chair weight: 20 lb
- Shipping weight: 30 lb
- 400 pound patient weight capacity

680-001-XXX' Chair without arms

680-002-XXX' Chair with arms

1 - See color code chart below.

OPTIONS

Standard Ultra-Premium Upholstery Upcharge



ComfortMove Desk Chair

- Back: 12"w x 13.5"h
- Square seat with waterfall front cushioning 16.5"w x 18"d
- Standard cylinder height 18.5" - 22.5"

102-7200-11



CorrectSit Operator Chair

- Back: 10"w x 6.5"h
- Triangular style seat
- Adjustable foot ring
- Standard cylinder height 21" - 28"

102-7100-11 Chair without arms

102-9000-11 1D Arm Rest (pair)

102-9000-12 2D Arm Rest (pair)



ErgoSolex Operator Chair

- Back: 10"w x 6.5"h
- Saddle style seat 15"w x 16"d
- Standard cylinder height 21" - 28"

102-7000-11 Chair without arms

102-9000-11 1D Arm Rest (pair)

102-9000-12 2D Arm Rest (pair)



Dental Delivery Systems and Accessories

VetPro® 1000

The VetPro® 1000 Mobile Dental Delivery System from Midmark uses our exclusive, oil-free technology. That means there is no oil to contaminate your handpieces, providing a clean, dry, aseptic work environment for you, your staff and your patients. And best of all—no more oil changes! That's better for your staff and better for the environment.

- Integrated oil-free compressor means no worries because it eliminates potential oil exposure to patients and messy changes! You will also have to replace your handpieces less often because there is no degradation from oil contamination.
- Handpieces automatically activate when removed from holders allowing you to focus on the patient.
- High and low speed handpieces included
- Fully enclosed delivery system makes cleaning quick and easy while minimizing compressor sound
- Integrated Acteon Satelec® Piezo Scaler saves valuable space and improves efficiency during the procedure.
- Standard Midwest 4-Hole connection type
- Optional fiber-optics enables proper lighting
- Quickly toggle between the dual 1-liter water bottles with a flick of a switch without de-pressurizing the system.
- External quick connects for water and air make setup easy
- Medical grade casters allow you to position the cart where you need it
- 115V AC
- 10' hospital grade powercord
- 18.5"D x 23"W x 36.5"H

8000-003 VetPro® 1000
with non-lighted integrated scaler
and fiber optics

8000-007S VetPro® 1000
with integrated LED scaler and 2 position
fiber optic swivel high speed handpieces

8000-008 VetPro® 1000
with integrated LED scaler and
fiber optics

8000-008S VetPro® 1000 with integrated LED scaler
and fiber optic swivel high speed
handpiece

9A477001 Antimicrobial fabric cover for VetPro® 1000

*All dental delivery systems include high and low speed handpieces,
VetPro® Bur Starter Kit and starter supply of Prophyl Angles.

9A560001 VetPro® Dental Suction Accessory
(In-clinic installation required)



VetPro® 1000
with optional Dental Suction Accessory
(9A560001) installed

VetPro® Dental Handpieces

New & Improved VetPro® High Speed

- New dynamically balanced Turbines for concentric spinning and precision
- New Chucking System makes bur insertion and removal easy and virtually eliminates chuck down time and replacement costs
- 100% brighter light, 20% more power, 23% more bur retention
- Debris-Shield™ bearing shield system minimalizes entry of debris into bearing
- Ceramic bearings means lower maintenance, extended life, and quiet operation
- 360-degree swivel for improved ergonomics
- Small head size to get deep into the smallest mouths
- Ergonomic, wide, no-slip grip
- Electro-Polished Stainless steel handles are long lasting and easier to maintain
- Extremely quiet operation
- Fast cutting power
- Light Weight
- Manufactured in the U.S.A.
- 1 year Warranty (90 days on Chuck)

002-10023-00 VetPro® Swivel High Speed Handpiece and Coupler w/ Fiber Optics

002-10021-00 VetPro® High Speed w/ Fiber Optics

002-1432-00 VetPro® Handpiece Cleaner/Conditioner

VetPro® Low Speed

- Ceramic bearings for lower maintenance, extended life and quiet operation (routine lubrication not required)
- Swivel for Reduced Hand Fatigue
- Small and Lightweight
- Smooth, Quiet Operation at 0-5,000 RPM
- Prophy Heads Slip In and Out, Quickly and Easily
- Accepts all 3/32" Burs and Doriot Heads
- Manufactured in the U.S.A.
- 1-year Warranty

002-1277-00 VetPro® Low Speed w/ Swivel Adapter

002-1277-01 VetPro® Low Speed Handpiece Motor
0-20,000 RPM (Additional nose cone required:
016-1605-00, 016-1605-01)

016-1605-00 Nose Cone, 1:1 (For use w/ 002-1277-01)

016-1605-01 Nose Cone, 4:1 (For use w/ 002-1277-01)

002-1432-00 VetPro® Handpiece Cleaner/Conditioner



VetPro® Fiber Optic highspeed handpiece, 002-10021-00



VetPro® Fiber Optic Swivel high speed handpiece and coupler 002-10023-00



VetPro® Low speed w/ swivel adapter, 002-1277-00

Meisinger™ Burs

Meisinger™ tungsten carbide instruments should be your choice in burs.

- Functional precision tooling
- Above average concentricity
- Outstanding efficiency and long endurance
- Made of high density fine grain metal

016-1204-00	#2 Round, 5/pk.
016-1204-01	#4 Round, 5/pk.
016-1204-02	#6 Round, 5/pk.
016-1204-05	#36 Inverted Cone, 5/pk.
016-1204-06	#558 Cross Cut Straight Fissure, 5/pk.
016-1204-07	#558L Cross Cut Straight Fissure, 5/pk.
016-1204-03	#701 Cross Cut Tapered Fissure, 5/pk.
016-1204-04	#701L Cross Cut Tapered Fissure, 5/pk.
016-1204-09	#831F Diamond Football, Fine, 5/pk.
016-1204-08	#869LF Diamond Torpedo, Fine, 5/pk.



(shown larger than actual size)

VetPro® Bur Starter Kit

Contains one of each standard bur and labeled autoclavable holder.

002-1158-00



002-1158-00

Rodent Dental Bur Kit

002-1664-00	Rodent Dental Bur Kit for use with VetPro® low-speed handpiece (002-1277-01) and 1:1 nose cone (016-1605-00).
016-1204-10	Replacement diamond Disc, Med Grit, #930D
016-1204-11	Replacement diamond Bur, Extra Long, 60 mm



002-1664-00

Crosstex TWIST Prophyl Angles

The Crosstex TWIST is a unique disposable prophyl angle that moves in a 90° reciprocating back and forth motion instead of a traditional spinning motion. This patented design truly eliminates the spatter of prophyl paste, saliva, blood and other potential infectious matter. It also eliminates frictional heat while maintaining continuous contact and pressure on the tooth surface.

002-1279-00	Crosstex TWIST prophyl angles, 10/pk
002-1279-02	Crosstex TWIST prophyl angles, 100/pk

002-1159-00	A. Autoclavable Prophyl Angle
002-1160-00	B. Prophyl Cups, 10/pk.



Acteon Satelec® Scaling Tips

Made from the best alloys, exclusive to Satelec®, using patented procedures.

- Corrosion resistant
- Autoclavable
- Calibration: each tip is individually tested and “tuned” using the latest in ultrasonic calibration techniques.
- Spray Control System (SCS): more powerful cavitation, better spray control and perfectly-controlled vibration energy at the end of the instrument.
- Color Coding System (CCS tips): inserts are color coded to show their recommended power range.

016-1203-00	Universal, Tip No. 1
016-1203-03	Voluminous Calculus, Tip No. 2
016-1203-04	Shallow Pockets, Tip No. 10P
016-1203-01	Subgingival, Tip No. 10Z
016-1203-02	Periodontics, Micro Universal Curette, Tip No. H3

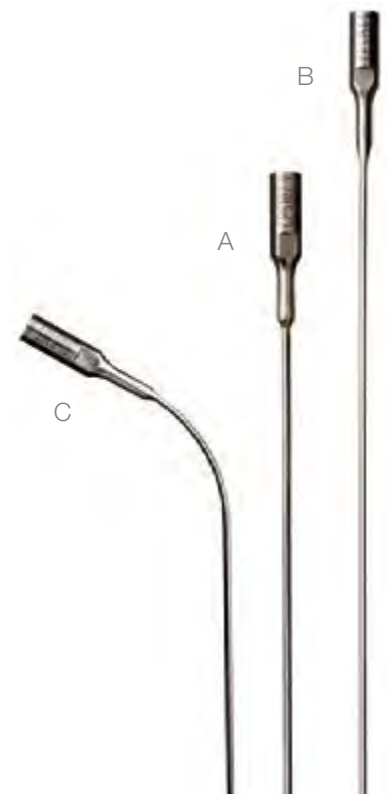


*For a complete listing of tips available for the Acteon Satelec® Scaler visit midmarkanimalhealth.com/store.

Acteon Urolithiasis Probes

Use ultrasonics to quickly and efficiently break up the stones located in the urethra. Urolithiasis probes are compatible with the Satelec® ultrasonic scalers used in the VetPro® dental delivery systems and are connected to the scaler handpiece in the same way as scaling tips.

016-1203-05	A. Dog Probe Short - L:102 mm
016-1203-07	B. Dog Probe Long - L:156 mm
016-1203-06	C. Cat Probe
002-1238-00	Kit 3 Veterinary Urolithiasis Probes - Dog Short/Dog Long/Cat



(not shown to scale)

VetPro® Digital Dental X-ray Systems

VetPro® DC

VetPro® DC is a high frequency, veterinary-specific dental X-ray designed to meet the needs of digital imaging. Exceptional image quality with digital sensors, phosphor plates and all types of film; 0.4 mm focal spot; 60, 65 or 70 kV; 4,5,6 or 7 mA; unique LCD display and menu; 30 pre-programmed technique settings; tube head positioning handle; and control panel that can be mounted in a separate location. 56", 66", 76" and 82" or mobile systems available. 2-year warranty.

WALL MOUNTED

- P7017V-P 76" arm
(sensor not included, see pg. 51)
- P7018V-P 82" arm
(sensor not included, see pg. 51)
- ASAW-GT Laptop Tray for wall mounted X-ray

MOBILE

- P7017VM Mobile
- ASAM-GT Laptop Tray for mobile X-ray
- ASAM-GT/L Laptop with Imaging Software and Laptop Tray
- 30-A2040 Handswitch (comes with all units)
- WARRX1 X-ray Factory Warranty Extension - One Year
- WARRX2 X-ray Factory Warranty Extension - Two Years



Not available through all Midmark authorized dealers.

VetPro® OptiMax Digital Sensor System

The VetPro® OptiMax is the industry's first and only veterinary-specific, bite-resistant sensor from the leader in digital dental X-ray—Midmark. We've combined our unsurpassed image quality with a patented sensor housing to provide clear, crisp images with unmatched resistance to bite damage—four times more than our standard sensor!

The VetPro® OptiMax sensor is designed to deliver the soft-tissue visualization plus crown and root definition that you need to ensure you are providing your patients with superior dental care.

- Patented bite-resistant sensor housing design
- Kevlar® reinforced cable, designed for improved durability
- Waterproof, hermetic seal, designed to reduce problems encountered during routine cleaning
- CMOS technology, designed to deliver enhanced image quality
- High-speed USB connection, designed to capture images 37% faster
- Rounded corners means easier positioning in tight spaces for better capture of roots
- Free software along with free clinical and technical support

VetPro OptiMax Sensors

XSVS-03	Size #1, 3M Cable
XSVS-03/L	Size #1, 3 M Cable W/Laptop
XSVS-04	Size #2, 3M Cable
XSVS-04/L	Size #2, 3M Cable W/Laptop
XSVS-0C	Size #1 And Size #2, 3M Cable
XSVS-0C/L	Size #1 And #2, 3M Cable W/Laptop

XSVN-03	Size #1, 0.9M Cable
XSVN-03/L	Size #1, 0.9M Cable W/Laptop
XSVN-04	Size #2, 0.9M Cable
XSVN-04/L	Size #2, 0.9M Cable W/Laptop



VetPro® DR Digital Sensor System

The durable VetPro® DR delivers fast, clean images for diagnosis and client education. 19 µm x 19 µm pixel size, 26 lp/mm theoretical resolution and 4,096 levels of grey give you superior soft-tissue visualization, crown and root definition, and low noise.

No-Hassle installation: VetPro® DR uses the latest USB 2.0 technology. Simply connect the USB cable to your PC, use the quick calibration flash drive to prepare your sensor, and your system is ready to take high quality digital images.

- Cable is Kevlar® reinforced for exceptional durability
- Hermetically sealed, waterproof design means no problems during routine cleaning
- Advanced CMOS technology delivers outstanding image quality
- High speed USB 2.0 connection captures images 37% faster
- Rounded corners means easier positioning in tight spaces for better capture of roots
- 2-year warranty
- Optional Sensor Safe® Extended Care Program protects your sensor investment against damage not covered by the manufacturer's warranty, for five years
- Integrates with Avimark® Practice Management Software

XSVS-01	#1 Sensor System, 3 meter cable
XSVS-01/L	Same as above w/laptop & software
XSVS-02	#2 Sensor System, 3 meter cable
XSVS-02/L	Same as above w/laptop & software
XSVN-01	#1 Sensor System, .9 meter cable
XSVN-01/L	Same as above w/laptop & software
XSVN-02	#2 Sensor System, .9 meter cable
XSVN-02/L	Same as above w/laptop & software
500-432	Sanitary Sheaths, 500/pk.—Size 1
500-433	Sanitary Sheaths, 500/pk.—Size 2
WARRS1	Sensor Factory Warranty Extension - 1 Year
WARRS2	Sensor Factory Warranty Extension - 2 Years
SS-630	Sensor Safe Extended Care Program



VetPro® CR Dental Radiography Reader

The compact VetPro® CR Dental Radiography Reader is a fast, full-featured and easy-to-use dental imaging solution that requires very little maintenance. It features a touch screen display and an automatic retracting tray that keeps the reader and phosphor plates clean to prevent image artifacts.

The included Progeny® Imaging Software provides fast acquisition, optimized processing and easy management of images. These software features, along with lifetime technical support and unlimited software upgrades, are included free of charge.

- Size 2 and 4c imaging plates are included with the unit—sizes 0,1,2,3 and 4c available for purchase
- Auto calibration ensures stability and consistency
- Built-in erase function
- Easy-to-use LCD touch screen interface
- Easy-to-position, reusable imaging plates



XPVZ-01	VetPro® CR System
XPVZ-01/L	VetPro® CR System; Laptop
XPVZ-01/S2	VetPro® CR System; VetPro® #2 sensor
CR-FP-13-001	IP Storage Box
CR-FP-12-030	Imaging Plate Starter Kit - Veterinary Contains: 4 x size 2 IP and 1 x IP size 4c
CR-FP-12-012	Size 0 Imaging Plate Kit Contains: 4 x IP size 0
CR-FP-12-013	Size 1 Imaging Plate Kit Contains: 4 x IP size 1
CR-FP-12-014	Size 2 Imaging Plate Kit Contains: 4 x IP size 2
CR-FP-12-015	Size 3 Imaging Plate Kit Contains: 4 x IP size 3
CR-FP-12-016	Size 4c Imaging Plate Kit Contains: 1 x IP size 4c
CR-FP-12-020	Hygienic Bags Size 0 Box of 100 pcs
CR-FP-12-021	Hygienic Bags Size 1 Box of 100 pcs
CR-FP-12-022	Hygienic Bags Size 2 Box of 100 pcs
CR-FP-12-023	Hygienic Bags Size 2 Box of 300 pcs
CR-FP-12-024	Hygienic Bags Size 3 Box of 100 pcs
CR-FP-12-025	Hygienic Bags Size 4c Box of 100 pcs

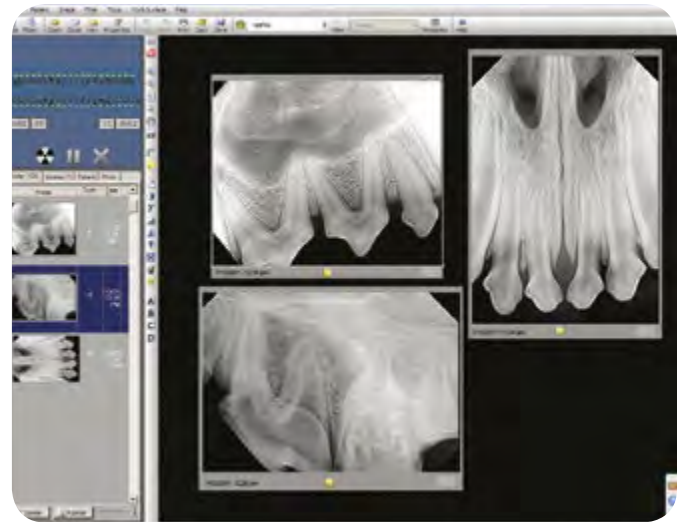


Imaging Software

Our imaging software makes image capture simple. Select a tooth or tooth set to be imaged, and then click Acquire. Simple!

- Industry leading image quality
- Powerful, no-hassle software
- Intuitive and logical interface
- Simplified acquisition
- DICOM formatted images
- Back Up and Restore feature
- 22 practical and useful tools
- Create your own custom templates
- Bridges with most major practice management programs
- Store any digital image
- Integrates with Avimark® Practice Management Software

Use your VetPro® DR or CR Systems with our own easy to use imaging software. Look and formatting are familiar and easy to learn. Acquire, enhance and store images with ease. Our software features canine and feline tooth templates organized using the Triadan System, is DICOM compliant, and able to work with leading practice management systems and PACS servers.



Canine



Feline

VetPro® Complete Digital Dental Radiography Systems

Whether your clinic is equipped with film, fully digital or a combination of both, we feel you should have the freedom to choose what you are most comfortable using without sacrificing the quality, service and support that you've come to expect from the Midmark brand. That's why we provide you with multiple imaging options and the training and support you need to get the best use of your equipment. **Imaging software integrates with Avimark® Practice Management Software.**

VetPro® OptiMax Completes

DCVM-G0A/H/S4/L	Mobile, Handswitch, Size #2, Laptop, Tray
DCVM-G0A/H/S4	Mobile, Handswitch, Size #2
DCVM-G0A/H/S3	Mobile, Handswitch, Size #1
DCV5-G2A/H/S3	Vetpro Cmplt, 56" Gry 2 Stud, Handswitch, #1 Optimax Sensor
DCV5-G2A/H/S4	Vetpro Cmplt, 56" Gry 2 Stud, Handswitch, #2 Optimax Sensor
DCV6-G2A/H/S3	Vetpro Cmplt, 66" Gry 2 Stud, Handswitch #1 Optimax Sensor
CV6-G2A/H/S4	Vetpro Cmplt, 66" Gry 2 Stud, Handswitch #2 Optimax Sensor
DCV7-G2A/H/S3	Vetpro Cmplt, 76" Gry 2 Stud, Handswitch #1 Optimax Sensor
DCV7-G2A/H/S4	Vetpro Cmplt, 76" Gry 2 Stud, Handswitch #2 Optimax Sensor
DCV8-G2A/H/S3	Vetpro Cmplt, 82" Gry 2 Stud, Handswitch #1 Optimax Sensor
DCV8-G2A/H/S4	Vetpro Cmplt, 82" Gry 2 Stud, Handswitch #2 Optimax Sensor



VetPro® DR Completes

DCV7-G2A/H/S1	76" arm, #1 sensor
DCV7-G2A/H/S2	76" arm, #2 sensor
DCV8-G2A/H/S2	82" arm, #2 sensor
30-A2040	Handswitch (comes with all units)
ASAW-GT	Laptop Tray for wall mounted X-ray
DCVM-G0A /H/S1	Mobile, #1 sensor
DCVM-G0A /H/S2	Mobile, #2 sensor
ASAM-GT	Laptop Tray for Mobile X-ray
WARRX1	X-ray Factory Warranty Extension - One Year
WARRX2	X-ray Factory Warranty Extension - Two Years



VetPro® CR Completes

DPVM-G0A/H/XP	VetPro® DC Mobile; handswitch; VetPro® CR
DPVM-G0A/H/L/XP	VetPro® DC Mobile; handswitch; Laptop w/laptop tray; VetPro® CR
DCVM-G0A/H/S2/L/XP	VetPro® Complete Mobile; handswitch; #2 Sensor; laptop w/ laptop tray; VetPro® CR
DPV7-G2A/H/XP	VetPro® DC 76" reach w/2-stud mount; handswitch; VetPro® CR
DPV8-G2A/H/XP	VetPro® DC 82" reach w/2-stud mount; handswitch; VetPro® CR



VetPro® DR Complete

VetPro® Complete combines a high frequency intraoral veterinary dental X-ray system and a high resolution digital sensor for the ultimate in digital convenience. System includes one digital sensor with USB connectivity and storage on the arm and the VetPro® DC X-ray. System available in 56", 66", 76" and 82" arm lengths or mobile. 2-year warranty on X-ray and sensor. **Imaging software integrates with Avimark® Practice Management Software.**

WALL MOUNTED

DCV7-G2A/H/S1	76" arm, #1 sensor
DCV7-G2A/H/S2	76" arm, #2 sensor
DCV8-G2A/H/S2	82" arm, #2 sensor
30-A2040	Handswitch (comes with all units)
ASAW-GT	Laptop Tray for wall mounted X-ray

MOBILE

DCVM-G0A/H/S1	Mobile, #1 sensor
DCVM-G0A/H/S2	Mobile, #2 sensor
ASAM-GT	Laptop Tray for Mobile X-ray
WARRX1	X-ray Factory Warranty Extension - One Year
WARRX2	X-ray Factory Warranty Extension - Two Years



Not available through all Midmark authorized dealers.

Midmark AcademySM (Dental Training and Education Network)

Comprehensive, hands-on, half-day training performed in your clinic by a member of the Midmark Animal Health Training and Education Network.

Dental X-ray Positioning Training

This dental X-ray training will get you up and running with your new VetPro[®] equipment faster than you ever thought possible.

Training topics include:

- VetPro[®] X-ray generator usage
- Digital imaging software training
- X-ray positioning techniques for both canine and feline patients
- How to overcome common positioning errors
- Proper maintenance and storage techniques

Veterinary Technicians who complete this session will earn 4 hours of CE credits for Dental Radiography Positioning Training.

VI-CSP Dental X-ray Positioning Training



4 CE Credit Hours!*

Cleaning, Probing and Charting Training

This training will help participants become familiar with best practices for dental cleaning, probing and charting.

Training topics include:

- Preparation—including rinse, before and after photos, proper attire and safety
- Execution—including tools, sub/supra gingival scaling, polishing, probing and charting
- Instrument cleanup, maintenance and care
- Common pathology
- Anatomy review and Triadan numbering system
- Probing technique
- Hands-on practice of prep, scaling and polishing, probing and charting
- Proper use and maintenance of your VetPro[®] high-speed system

Veterinary Technicians who complete this session will earn 4 hours of CE credits* for Dental Cleaning, Probing and Charting Training.

VI-CPC Cleaning, Probing and Charting Training

**Pricing for Continental U.S. only.



4 CE Credit Hours!*

*These programs were reviewed and approved by the AAVSB RACE program for 4 hours of continuing education in jurisdictions which recognize AAVSB RACE approval. Please contact the AAVSB RACE program if you have any comments/concerns regarding a program's validity or relevancy to the veterinary profession. Provider #436.

Procedure Lights

255 LED Procedure Light Single Ceiling Mount

- Significantly more light intensity than similar products at 7,500 footcandles, an excellent color rendering index of 95 out of 100, and a color temperature of 4,400 K.
- Counterbalanced design allows easy positioning of the light precisely where you want it without drifting.
- 16 LEDs reflecting evenly off of 1,040 reflective facets will reduce the disruption of shadows while you work, producing an even distribution of light for uninterrupted illumination.
- Turn the light on/off and adjust light intensity from controls on each side of the light head.
- LEDs have 100-times longer life than most halogen lamps while consuming less energy, resulting in significant savings year after year.
- Sleek contours, a sealed light head and an autoclavable handle help to save maintenance time and increase product life.
- IEC/ES 60601-1, CAN/CSA C22.2 60601-1, 60601-2-41, CE Medical Device Directive, RoHS European Directive

E005741/255-021 255 Single Mount, 8' (2.4m) ceiling
E005742/255-022 255 Single Mount, 9' (2.7m) ceiling



255 LED Mobile Procedure Light

E005743/255-025 255 Mobile Procedure Light

Ceiling Mount Adapter Kit

- To convert an 8' or 9' system to a 10' mount height
- One required per light arm

E005744/002-1865-00 10' Ceiling Mount Adapter Kit
E005745/9A584001 Conversion Kit With Cover

The following model numbers are recommended based on the following ceiling heights (measured from the bottom of the ceiling surface to the floor).

Under 8'	255-025	Mobile Procedure Light
8' to 9'	255-021, 255-023	8' Single or Dual Light
9' to 10'	255-022, 255-024	9' Single or Dual Light
Above 10'	255-025, 002-1865-00	Mobile Procedure Light or 10' Ceiling Mount Adapter Kit

255 LED Procedure Light Dual Ceiling Mount

E005746/255-023 255 Double Mount, 8' (2.4m) ceiling

E005747/255-024 255 Double Mount, 9' (2.7m) ceiling



255 LED Procedure Light Wall Mount

E005748/255-026 255 Wall Mount



Exam Light

250 LED Exam Light

- LED technology for up to 25,000 hours of useful life
- 45% less energy consumed than equivalent halogen lights
- 4,000 K color temperature
- 1,800 footcandle intensity (19,375 lux)
- UL6060-1 and CAN/CSA C22.2 No. 601.1-M90
- Exam light weight: 20 lb
- Shipping weight: 25 lb

E005749/250-002 LED Exam Light


E0057450/9A274001 Caster Base Accessory



Scales

LCD Cat Scale

- Spacious platform 20" x 14"
- Accommodates large cats
- Dependable & accurate
- Easy-to-read 1" LCD display
- Built-in sleep function
- Ounces or kilograms – weighs in 0.5 ounce or 10 gram increments
- 44 pound/ 20 kilogram capacity
- Powered with AC adapter or one 9-volt battery



E005760/110-5090-07 LCD Cat Scale

Platform Scale

- Exceptional Accuracy!
- Precise up to 300 pounds
- Raised anti-drip edges
- Powered with AC adapter or one 9-volt battery
- Built-in sleep function
- Tare function & weight auto lock feature
- Protected load cells – channel enclosed
- 22" x 44" stainless steel top
- 2 5/8" platform height



E005761/110-0110-00 Way Platform Scale

E005762/210-0117-02 Display Post Mount

Multiparameter Monitoring

Cardell® Touch

Accuracy and reliability at your fingertips. Midmark has designed the precision and consistency you expect from the Cardell® name into a fast, light and intuitive touch screen vital signs monitor.

Above all, an anesthesia monitor should be safe, reliable and user-friendly. The Cardell® Touch is highly advanced, yet easy to use. With veterinary specific algorithms and exclusive Cardell® Blood Pressure Technology, the Touch is the latest innovation from the most trusted name in veterinary vital signs monitoring.

- 10.5" touchscreen makes patient set up faster and easier or use the traditional-style buttons located below the screen
- Redesigned menus and improved controls allow for intuitive navigation
- Smaller, lighter form factor allows for easy transportation without sacrificing visibility
- World Class Cardell® BP, Nellcor™ SpO₂ and upgrade to CO₂ monitoring at any time by adding a Masimo sidestream or mainstream CO₂ module
- Masimo Multigas available
- Enhanced ECG data export capabilities
- USB port for downloading patient data
- Customizable alarm settings for up to three users
- Optional integrated 3-channel graphical printer
- 2-year warranty

8013-001	Cardell® Touch with Printer
8013-002	Cardell® Touch without Printer
8013-003	Cardell® Touch with Invasive BP and Printer
8013-004	Cardell® Touch with Invasive BP, no Printer
002-1895-00	Masimo Mainstream CO ₂ Module
002-1896-00	Masimo Sidestream CO ₂ Module
002-1745-00	Masimo Mainstream Multigas for Touch
002-1746-00	Masimo Sidestream Multigas for Touch

Additional monitoring accessories are available at midmarkanimalhealth.com/store

For monitor mounts, see page 56.



Back View



Optional Printer Shown



Cable Side



Mainstream



Sidestream

Diagnostic Monitoring

Cardell® Insight

Designed to be compact, lightweight, and durable, with an intuitive touch screen interface to make the Insight easy to use. The Insight's exclusive Cardell® Blood Pressure Technology provides accurate and reliable blood pressure readings with optional Nellcor SpO₂ monitoring.

Popular uses:

- All areas including exam, treatment, surgery, recovery
- Monitoring patients as they move around your hospital
- Mobile practices and field monitoring purposes

Features:

- 3 animal specific alarm settings provide quicker patient set up
- Bright 7" touchscreen display with anti-glare coating for better viewing from any angle
- Fixed touch selection provides quick and easy access to most used functions
- 10 hour battery life with 5 minute auto mode for blood pressure allows for increased mobility
- 2-year warranty



8014-001	Cardell® Insight NIBP
8015-001	Cardell® NIBP, SpO ₂

Monitor Mounts

Rolling stands and other mounting options are available to help protect your investment. Rolling stands allow you to easily move your monitor around a room or between hospital locations. All rolling stands feature a storage basket for accessories and user manuals.

- 8008-001 Mobile Stand for Max-12
- 8008-002 Mobile Stand for 9400/9500/Touch Monitors
- 8008-003 Monitor Mount for Max-12
for Canis Major® Table
- 8008-004 Monitor Mount for 9400/9500/Touch
for Canis Major® Table
- 9A465001 Monitor Mount for Max-12 for VMS® Plus
- 9A465002 Monitor Mount for 9400/9500/Touch
for VMS® Plus
- 9A465004 Monitor Mount, Pole, for 9400/9500/Touch
for VMS®
- 9A465005 Monitor Mount, Stud, for Max-12
- 9A465006 Monitor Mount, Stud, for 9400/9500/Touch
- 9A465007 Monitor Mount, Wall, for Max-12
- 9A465008 Monitor Mount, Wall, for 9400/9500/Touch



VMS® Plus



Mobile Stand



VMS®

Midmark AcademySM Anesthesia Monitoring Training

Anesthesia Monitoring 101

Our comprehensive, hands-on, half-day, anesthesia monitoring training is provided in your clinic by a member of the Midmark Animal Health Training and Education Network.

This training from Midmark Animal Health will help participants become familiar with best practices for operating and maintaining their anesthetic and monitoring equipment.

Training topics include:

- Anesthesia machine theory of operation, function of components and flow of gases
- Proper equipment maintenance for long-term performance and better patient outcomes
- Overview of ACVAA anesthetic monitoring guidelines for small animals
- Five parameter, hands-on monitoring including circulation, oxygenation and ventilation
- How vital signs are measured and what the readings mean

Veterinarians and credentialed technicians who complete this session will earn 4 hours of CE credits* for Anesthesia Monitoring 101. Class size is limited to 10 attendees.

VI-AMT Anesthesia Monitoring 101



4 CE Credit Hours!*

Anesthesia Monitoring 201

Building on the skills of our 101 lab, our 201 lecture is provided in your clinic by a member of the Midmark Animal Health Training and Education Network.

Following the prerequisite Anesthesia Monitoring 101 dry lab, this lecture will help participants learn the keys to completing a successful anesthetic case.

Training topics include:

- Review of ACVAA/AAHA monitoring/anesthesia guidelines
- Setting up the patient for an anesthetic case
- Balanced anesthesia/pain management best practices
- Troubleshooting vital signs readings and anesthetic complications
- Developing an anesthesia record-keeping plan

Veterinarians and credentialed technicians who complete this session will earn 4 hours of CE credits* for Anesthesia Monitoring 201. Class size is limited only by the size of the classroom space.

VI-AMT2 Anesthesia Monitoring 201

To set up your training session or if you have any questions, please contact your local distributor representative or call 1-800-360-2186.



4 CE Credit Hours!*

*This program was reviewed and approved by the AAVSB RACE program for 4 hours of continuing education in jurisdictions which recognize AAVSB RACE approval. Please contact the AAVSB RACE program if you have any comments/ concerns regarding this program's validity or relevancy to the veterinary profession. Provider #436.

**Prices vary for clinics located outside the Continental United States.

Oncology

Thermofield® Hyperthermia System

Harness the power of heat to fight cancer. The Thermofield® noninvasive deep tissue heating system makes the delivery of therapeutic hyperthermia safe, effective, simple and affordable. Thermofield® is a revolutionary innovation that utilizes state-of-the-art applicator technology, which gently heats the targeted area to therapeutic temperatures without harming healthy tissue. Thermofield® is proven to elevate cancer treatment in the following ways: *

- Improves Chemotherapy Efficacy up to 500%
- Improves Radiation Efficacy up to 300%
- Effectively Palliates Cancer Pain
- Improves Tumor Control and Survival Times
- 24 month warranty on the control unit, 6 mo. warranty on the CUMLA standard applicators, and 12 months on the cable and power supply



- | | |
|--------------|---|
| 8016-001 | Thermofield® Hyperthermia System (Includes control unit, standard 5'6" applicator cable, 2 CUMLA standard applicators, power supply, operators manual) |
| 8016-002 | Thermofield® Hyperthermia System w/ carry case (Includes control unit, standard 5'6" applicator cable, 2 CUMLA standard applicators, power supply, operators manual, and premium carry case) |
| 8016-003 | Thermofield® Hyperthermia System w/ carry case and large cable (Includes control unit, large 9'8" applicator cable, 2 CUMLA standard applicators, power supply, operators manual, and premium carry case) |
| 016-10008-00 | CUMLA standard applicator |



Call for Pricing



Midmark Sterilizers

M9 and M11 UltraClave® Automatic Sterilizers

- Fast and easy use for efficient instrument processing
- Reliability and effectiveness for infection control assurance
- Patented automatic-opening door for efficient instrument drying
- Maximum space utilization
- Four pre-set cycles and two user-programmable cycles

M11 UltraClave® Automatic Sterilizer

Our Largest Standard Tabletop Sterilizer

- Automatic Door
- Chamber size: 11" x 18" (28 cm x 45.7 cm)
- 115 VAC, 50/60 Hz, 15 Amps
- Meets UL 61010-1, IEC 61010-2-040
- Meets CAN/CSA C22.2 No. 61010-1, CSA C22.2 No. 61010-2-040-07 Part 2-040
- ASME Certified
- Sterilizer weight: 99 lb (44.9 kg)
- Shipping weight: 131 lb (59.4 kg)

M11-033 Midmark M11 UltraClave®



M9 UltraClave® Automatic Sterilizer

- Automatic Door
- Chamber size: 9" x 15" (22.9 cm x 38.1 cm)
- 115 VAC, 50/60 Hz, 15 Amps
- Meets UL 61010-1, IEC 61010-2-040
- Meets CAN/CSA C22.2 No. 61010-1, CSA C22.2 No. 61010-2-040-07 Part 2-040
- ASME Certified
- Sterilizer weight: 73 lb (33.1 kg)
- Shipping weight: 81 lb (36.7 kg)

M9-033 Midmark M9 UltraClave®



Midmark Sterilizer Accessories

	Pouch Rack	Cool Hand Tool	External Condensing Tank	Printer	Deep Tray	Horizontal Cassette Rack	Vertical Cassette Rack
M9	•	•	•	•	•		
M11	•	•	•	•	•	•	•

Racks

- 9A226001 (A) Pouch Rack
- 9A215001 (B) M11 Horizontal Cassette Rack - Holds Four Large and Four Small Cassettes
- 9A215002 (C) M11 Vertical Cassette Rack - Holds Four Large and Four Small Cassettes



A: Pouch Rack
12"L x 4.5"W x 3"H



B: Horizontal Cassette Rack
15.2"L x 8.6"W x 8"H



C: Vertical Cassette Rack
15.5"L x 9.25"W x 8.75"H

Accessories

- 9A307001 (E) Cool Handtool (Tray and Cassette Removal Tool)
- 9A259001 (F) Impact Dot Matrix Printer
- 002-0396-00 (G) SpeedClean (One 16 oz. Bottle)
- 002-0396-05 One Case SpeedClean (Twelve 16 oz. Bottles)



E: Cool Handtool
8.5"L



F: Impact Dot Matrix Printer
7.5"L x 4.4"W x 2.25"H



G: SpeedClean
8"H

Midmark Animal Health Limited Warranty

SCOPE OF WARRANTY

Midmark Corporation ("Midmark") warrants to the original retail purchaser that it will repair or replace components of the animal health products manufactured by Midmark (except for products and components not warranted under "Exclusions") that are defective in material or workmanship under normal use and service. The sole remedy under this limited warranty is the repair or replacement, at Midmark's option, of the applicable products or components. This limited warranty shall only apply to defects that: (i) are reported to Midmark within the applicable warranty period; and (ii) are determined to exist upon examination by Midmark. This limited warranty extends only to the original retail purchaser of a product, and is not transferable or assignable.

APPLICABLE WARRANTY PERIOD

The applicable warranty period for each Midmark product commences on the date of delivery to the original retail purchaser of the product and shall continue for the period specified in the attached Warranty Guide, which Warranty Guide is expressly incorporated herein. References in the Warranty Guide to specific component warranty periods are in place of and supersede the generally applicable warranty period for the product under which the component is listed.

OBTAINING WARRANTY SERVICE

Warranty service must be obtained through either Midmark or an authorized dealer in the Midmark product line for which warranty service is requested. Midmark may be contacted for warranty service inquiries or issues via email at www.midmark.com, by mail to Midmark Corporation, 60 Vista Drive, Versailles, Ohio 45380, or by phone at: 1-800-MIDMARK.

It is the retail purchaser's obligation to arrange for delivery of a product to Midmark or one of its authorized dealers for warranty service, which delivery shall be at retail purchaser's expense. It is also the retail purchaser's obligation to comply with the warranty service instructions provided either by Midmark or its authorized dealer. The retail purchaser must provide Midmark with completed warranty registration information within thirty (30) days after purchase in order to obtain the benefits of this limited warranty.

EXCLUSIONS

This limited warranty does not cover and Midmark shall not be liable for the following:

- (1) defects, damage, or other conditions caused, in whole or in part, by misuse, abuse, negligence, alteration, accident (including animal acts of any kind), freight damage, tampering, or failure to seek and obtain repair or replacement in a timely manner;
- (2) matching of color, grain, or texture except to commercially acceptable standards;
- (3) changes in color caused by natural or artificial light;
- (4) products which are not installed, used, and properly cleaned and maintained as required in the installation and operation manuals for the applicable product (imaging product must be installed by a certified Midmark installer);
- (5) products considered to be of a consumable nature;

- (6) accessories or parts not manufactured by Midmark;
- (7) specially manufactured products;
- (8) charges by anyone (including Midmark's authorized dealers) for adjustments, repairs, replacement parts, installation, or other work performed upon or in connection with such products which are not expressly authorized in writing in advance by Midmark;
- (9) costs and expenses of routine maintenance and cleaning;
- (10) all sinks, faucets, and plumbing accessories;
- (11) representations and warranties made by any person or entity other than Midmark; and
- (12) with respect to software that is a product or a component thereof, that the software will be error free, can be used without problems or interruptions, or will be free from vulnerability to intrusion or attack by viruses or other methods.

EXCLUSIVE REMEDY; CONSEQUENTIAL DAMAGES DISCLAIMER

Midmark's only obligation under this limited warranty is the repair or replacement of defective parts. Midmark shall not be liable for and hereby disclaims any direct, special, indirect, incidental, exemplary or consequential damages or delays including, but not limited to, damages for loss of profits or income, loss of use, downtime, cover, and employee or independent contractor wages, payments, and benefits. This disclaimer shall survive any failure or asserted failure of the essential purpose of this limited warranty or its remedies specified herein.

NO AUTHORIZATION

No person or firm is authorized to create or approve for Midmark any other obligation or liability in connection with Midmark products.

WARRANTY DISCLAIMER

THIS LIMITED WARRANTY IS MIDMARK'S ONLY WARRANTY AND IS IN LIEU OF ALL OTHER WARRANTIES, EXPRESS OR IMPLIED. MIDMARK MAKES NO IMPLIED WARRANTIES OF ANY KIND INCLUDING ANY IMPLIED WARRANTIES OF MERCHANTABILITY OR FITNESS FOR A PARTICULAR PURPOSE.

STATUTE OF LIMITATIONS

No action may be brought against Midmark for breach of this limited warranty, an implied warranty, if any, or for any other claim arising out of or relating to the products, more than ninety (90) days following expiration of the warranty period. In the event multiple warranty periods exist with respect to a product, the ninety (90) day period provided for herein shall begin to run from expiration of the warranty period for the component to which the claim relates.

SEVERABILITY

In the event any provision of this limited warranty is determined to be invalid or otherwise unenforceable: (i) the provision shall be enforced in a manner that closest holds to its intent, while at the same time curing the invalidity or unenforceability, and (ii) the balance of this limited warranty, being severable, shall not be affected in the event the provision that is invalid or unenforceable cannot be enforced in any respect.

Animal Health Products Warranty Guide

Product Description	Warranty Period	Product Description	Warranty Period
Casework		Sterilization	
1. Midmark Modular and Exam Room Casework	5 years	1. Midmark M9 and M11 Automatic Sterilizers	1 year
a. Plastic, Laminate, and Solid Surface Counter Tops	1 year	Carts and Cabinets	
b. Task Light Ballast	3 years	1. Treatment Cabinets	1 year
2. All Other Midmark Casework Products	5 years	2. Mobile Desks	1 year
3. Integra™ Steri-Centers, Consoles, Cabinets, Storage Units and Other Products	5 years	Imaging	
a. Plastic, Laminate, and Solid Surface Counter Tops	1 year	(Must be installed by a certified Midmark installer.)	
b. Task Light Ballast	3 years	1. VetPro® Complete	2 years
4. Artizan® Streamline-Centers™, Stations, Consoles, Benches and Other Products	5 years	2. VetPro® DC	2 years
a. Plastic, Laminate, and Solid Surface Counter Tops	1 year	3. VetPro® DR	2 years
b. Task Light Ballast	3 years	4. VetPro® CR	1 years
5. Midmark Steri-Centers	5 years	Anesthesia Machines	
a. Plastic, Laminate, and Solid Surface Counter Tops	1 year	1. Matrx® Anesthesia Machines	5 years
b. Task Light Ballast	3 years	2. Plastic, Rubber and Disposable Parts and Products	*
Dental Delivery Systems		3. Midmark Serviced (used)	6 months
1. VetPro® Dental Delivery Systems and Stations	2 years	Anesthesia Machines (Parts and Accessories)	
a. "Kink-Valve" Module	10 years	1. Matrx® and other Anesthesia Accessories (Including, but not limited to, cylinder mounting blocks, induction chambers, and gas supply components)	1 year
b. Replacement Parts and Accessories	90 days	a. Plastic, Rubber and Disposable Parts and Products (Including, but not limited to, breathing bags, breathing tubes and endotracheal tubes.)	*
2. VetPro® Dental Handpieces	1 year	Scavenging	
a. High Speed Chuck	90 days	1. Matrx® Central Scavenger	5 years
Exam and Treatment Tables		2. Matrx® Wall/Post Mount Single Scavenger	1 year
1. Canis Major® Lift Tables	1 year	Vaporizers	
2. Exam, Prep and Treatment Tables	1 year	1. VIP 3000® Vaporizers	5 years
3. Electric Column table (column only)	2 year	2. VXP™ Vaporizers	1 year
Lighting		3. Midmark Serviced (Used) Vaporizers	1 year
1. Midmark Procedure Lights, Spotlights, Exam lights	1 year	Ventilators and Accessories	
2. LED 120 and LED 130	3 year limited	1. Matrx® Model 3000 Anesthesia Ventilators	1 year
Scales		Fluid Warmers	
1. Midmark LED Cat scale	2 year	1. iWarm™ IV Fluid Warmer	1 year
Monitoring		* The warranty as to these products or components only applies if such products or components are defective in material or workmanship at the time of delivery to the original retail purchaser and such defects are reported to Midmark within three (3) days from the date of delivery.	
1. Cardell® Touch	2 years		
a. Masimo IRMA™ Mainstream and ISA™ Sidestream and LoFlo Sidestream CO ₂ Modules	2 years		
b. Masimo Multigas Module	2 years	This Warranty Guide is not the entire warranty. Please see the applicable Limited Warranty for all other terms, conditions, and limitations.	
c. Batteries and Temperature Probes	1 year		
d. Nellcor V-SAT SpO ₂ Sensors	9 months		
e. Printer Batteries and ECG Esophageal Probes	6 months		
f. Blood Pressure Cuffs, CO ₂ Sample Lines and Adapters, and ECG Cable/Wire Sets	*		
2. Cardell® Insight	2 years		
Seating			
1. Surgery Stools	1 year		
2. Lift Stools	1 year		
3. Adjustable Stools	1 year		
4. Dental Doctor and Assistant Stools	2 years		

Ordering Information

Midmark Product Ordering Notes

1. ORDERING

Please include the following with your order:

- Quantity
- Part number
- Description
- Signature of person placing the order
- Approximate shipping date required
- Method of transportation
- Purchase order number

Model number and name of item must be specified on purchase order.
Minimum Order - \$25.

2. SPECIAL DESIGN

Orders for equipment of special design, construction, finish or upholstery are not subject to cancellation after your acceptance of our acknowledgement. Special design products, custom design cabinets and special upholstery WILL NOT be accepted for credit.

3. RETURN OF MERCHANDISE

Authorization must be obtained for the return of any item. If return is authorized, transportation charges must be prepaid. Items returned for credit are subject to a charge of 25% or more to cover inspection, reconditioning and repackaging. Anesthesia accessory returns are not accepted for rubber goods over 30 days old, rubber goods not in original, sealed package and all hoses. Goods without a Return Goods Authorization (RA) and merchandise more than 90 days old (from Midmark invoice date) are also not accepted for return.

Note: Certain items are non-refundable: Specials, Midmark Casework, Ritter Casework, Care Exchange™ Workstations, Discontinued Items or Parts, Custom or Non-standard Colors, Service Upholstery and Service Parts if value is less than \$50.

4. FREIGHT DAMAGE

It is the consignee's responsibility to count and inspect upon receiving. Merchandise arriving with external damage should be described on Proof of Delivery, Delivery Receipt or Bill of Lading. In case of concealed damage, consignee must contact the carrier within 15 days after receipt and claims for damage instituted.

5. IMPROVE PRODUCT QUALITY

Midmark Corporation reserves the right to change design and construction without notice.

6. ORDER CHANGES

Any requested changes to an order within 5 days of the scheduled/acknowledged ship date will result in an extension to the scheduled ship date. The new ship date will be re-scheduled/acknowledged based on the extent of the changes requested.

7. CASEWORK ORDER CHANGES

Any order changed within 3 weeks prior to the scheduled ship date will result in a change of ship date and may incur additional costs. Any order cancelled within ten days before the scheduled shipping date will be charged a 20% cancellation charge.

8. SPECIAL ORDER REQUIREMENTS

Any order requiring special deviation from standard products will carry the following disclaimer:

We hereby accept and acknowledge the above captioned order provided, however, because of the special nature of this order in that this equipment is being supplied upon special design specifications, special materials, and/or field modification, as per your request, the standard warranties of Midmark on its products are not applicable to the order, and this acceptance and acknowledgement is conditioned upon your indemnification and promise to hold Midmark, its officers, employees and agents, harmless in respect to any and all warranty claims, damages, both direct and consequential, expenses, costs, and any liability arising from the use of or relating to this special equipment.

9. ANESTHESIA SERVICE AND REPAIR POLICY

Midmark offers evaluation and repair service on Matrx® anesthesia equipment. Products returned for repair require a return authorization (RA). Contact Customer Experience at 1-800-643-6275, press 8 then 108911, to obtain an RA number. Send the product freight prepaid.

Vaporizers returned for servicing also require an RA. A purchase order number must accompany the vaporizer. Subsequent to servicing, each vaporizer has a separate service and performance record established which is placed on file in the Midmark Vaporizer Service Center in Versailles, Ohio. Should the need arise to verify that your equipment has been maintained to manufacturer's specifications, we will be happy to supply this information.

10. IMAGING ORDER INFORMATION

Imaging products are not available through all Midmark authorized dealers. Please contact Midmark Animal Health Customer Experience if you need assistance locating an authorized dealer in your area.

ALL THE BEST BRANDS

Eurovets is dedicated to providing your clinic with all your veterinary needs. We offer a comprehensive premium product range at highly competitive prices from small to large animal practices. It includes items such as diagnostics, nutritionals, medicines, feed, equipment, consumables and more.

Eurovets YOUR complete veterinary Supply and Support SOLUTION.



Copyright © 2019

Eurovets Veterinary Medicines LLC

All right reserved

Contact us today

Eurovets Veterinary Suppliers

Tel: +971 4 434 2436 OR Technical Support Team contact:
+971 56 880 9212

E-mail: orders@eurovetsworld.com

Address: Warehouse A6, Dubai Science Park, Dubailand,
Al Barsha South, Dubai, United Arab Emirates

For online orders: orders.eurovets.ae

