



HARRISON'S
BIRD FOODS

CATALOGUE



VETERINARY SUPPLIERS

Eurovets YOUR complete veterinary Supply and Support SOLUTION.



ABOUT EUROVETS

EUROVETS IS YOUR COMPLETE VETERINARY SUPPLY & SUPPORT SOLUTION

Eurovets, established in 2001 has become the Middle East's foremost supplier of some of the world's best known veterinary products to veterinary clinics throughout the UAE.

We represent leading multi-national brands in nutrition, veterinary equipment, medicines and consumables for companion, -equine and production animals. In addition to the traditional wholesaling, Eurovets provides warehousing, distribution, marketing and sales resources in order to support the product in the region.

We also offer a host of value-added services such as maintenance and support for all equipment supplied; service-based offerings such as allergy testing; even end-to-end IT solutions for clinics.

Eurovets supports Continued Professional Development, imparting knowledge of the latest developments in the field to veterinary professionals through high-powered seminars.

We pride ourselves on our professional approach and offer vet specialized product advice where required.

In conclusion our mission is to not only deliver excellent products but to be committed to deliver exceptional customer service to all veterinary clinics and pet retailers in the region.

Eurovets YOUR headquarters for veterinary supply and support and a proud distributor of the Harrison's Bird Food brand.



ABOUT HARRISON'S BIRD FOODS®

Harrison's Bird Foods® supply premium, USDA certified, organic bird foods that provide proper nutrition for your bird's lifetime care. Because the single most important thing you can do for your bird is to feed it right. Harrison's Bird Foods® is a family of formulated diets that were created by avian veterinarians and nutritionists with the health of your bird in mind.

The formulas require little or no supplementation. Dr. Greg Harrison, the main developer of Harrison's Bird Foods®, is a certified avian specialist with 34 years experience in bird care. He has transformed his practice into an avian wellness clinic that incorporates preventive medicine through proper nutrition with Harrison's Bird Foods®.

INDEX

Page

Product Overview

The Harrison's Formulas 4
Pet Bird Health 5
You'll see the difference 6
Diet Conversion 7-8
Using Harrison's / Feeding Chart 9

Feed Formulas

High Potency Coarse 10
High Potency Fine 10
High Potency Super Fine 11
High Potency Mash 11
Adult Lifetime Coarse 12
Adult Lifetime Fine 12
Adult Lifetime Super Fine 13
Adult Lifetime Mash 13
Pepper Lifetime Coarse 14
Power Treats 14
Juvenile Hand-feeding formula 15
Harrison's Bird Bread mix 15
Neonate Formula 16
Recovery Formula 16
Fauna and Flora 17

Product Summary

Maximize your bird's health 18





THE HARRISON'S FORMULAS

Harrison's Bird Foods® are the formulas that provide proper nutrition for your bird's lifetime care. The single most important thing you can do for your bird is to feed it right.

HARRISON'S BIRD FOODS® CONTAIN:

- Premium, certified organic ingredients.
- No chemical insecticides, herbicides or fungicides.
- No preservatives.
- No artificial colors, sweeteners or flavors.
- No double-dosed vitamins.

EASY AND ECONOMICAL

The use of Harrison's Bird Foods® changes the way you look at feeding your bird:

- No supplements or vitamins to buy.
- No foods to clean and chop.
- No time needed to prepare - just pour and go.
- Less volume of food needed.
- No seed hulls, kitchen mess or cage mess.
- No fuss, no worry.

PREMIUM, CERTIFIED ORGANIC INGREDIENTS

Harrison's Bird Foods® are made from premium whole grains and legumes. We do not incorporate artificial processing nor do we use the type of bleached flours, meals or byproducts that yield a perfectly uniform appearance.

It is nature itself that dictates the color, look and texture of Harrison's Bird Foods®, so the appearance of the food may fluctuate from bag to bag.

To assure safety Harrison's screens all products for pathogenic bacteria and mycotoxins.



FROM THE ORGANIC FARM TO YOUR BIRD

Harrison's carries the USDA NDP Organic Seal to ensure the highest quality, chemical-free products for your bird. We are committed to a strict, third-party verification system for our products and support the positive environmental impact of organic farming.

PET BIRD HEALTH - SO MANY CHOICES

"Nutrition is the single most important aspect of bird care. Nutrition impacts the health, longevity, appearance and behavior of birds in captivity."

- Clinical Avian Medicine



SEEDS

A diet of seeds (even if they are vitamin fortified) simply does not meet the bird's basic nutritional requirements. Commonly fed seeds are deficient in at least 32 essential nutrients. As early as 1923, scientists observed health deficiencies in caged parrots that were fed seed diets, yet these diets continue to be fed to this day. Birds that eat seeds may be difficult to convert to a healthier diet.

OTHER CONCERNS

- Many seeds contain high levels of pesticides and preservatives.
- Seed quality/freshness may be questionable.
- Birds tend to selectively "sort" and eat only their favorite seed.
- Seeds may be artificially colored.
- May stimulate aggression, feather picking and chronic egg laying.

SHOULD IT BE LEFT UP TO THE BIRD?

"Birds do not exhibit nutritional wisdom when selecting dietary ingredients; they show a preference for high energy, lipid-rich seeds, high carbohydrate seeds and fruits."

- Clinical Avian Medicine



COLORED PELLETS

Pellets and kibble made from fine-milled, bleached flours, meals and byproducts may be uniform in appearance, however the nutritional value of these diets is questionable. Artificially coloring is a marketing tool that is incorporated solely to impress bird-owners.



FRUIT, VEGETABLE, TABLE FOOD AND COOKING

Fruits and/or vegetables contribute little or nothing to the 32 missing essential components of a seed diet. These items are not a balanced and wholesome food for pet birds as they consist mainly of water and cellulose and have low content of vitamins, minerals and trace elements. They are highly perishable and often highly contaminated with pesticides and herbicides.

Diets that regularly include "people food" or leftovers are not just simply lacking in nutrition, they can be downright bad for birds. Birds should not be fed things like meat, chicken bones, potato chips, pizza, pasta or beans, which often have excessive fat, salt, caffeine, MSG, refined sugar or refined flour. Table foods may stimulate aggression, feather picking and chronic egg laying.

"Presenting a bird with an array of fresh produce, seeds and nuts does not necessarily provide a nutritionally balanced diet. Commonly fed seeds are deficient in a number of nutrients. Much of the (grocery) produce is sold in its immature state of growth, and even when mature, it does not have the equivalent nutrient profiles of wild food items. Thus such produce is unable to improve the nutrient profile of the diet."

- Clinical Avian Medicine

OTHER CONCERNS OF COLORED PELLETS

- Low acceptance due to binders and preservatives
- Many contain preservatives, pesticide residues, artificial flavors and colors which can affect the health negatively if fed over time.

YOU'LL SEE THE DIFFERENCE

Healthy, properly fed birds will exhibit certain features. Contact your avian veterinarian for an examination.

- The bird has a proper ratio of muscle, bone and fat.
- The beak is smooth and shiny without signs of peeling.
- The nares (nostrils) are clean and free of accumulations.
- The bird stands erect and alert on the perch.
- The respiration is smooth and even with no sounds of wheezing.
- The droppings are moist, the urine is clear and the urates are white.
- The feathers fit together like a garment - no bald spots, no picked feathers, and no tattered, broken or abnormally-colored feathers.
- The feet grip the perch strongly and evenly. The bottoms of the feet show a definite pattern-they are not smooth; nor do they show pressure points.
- The nails are the proper length, smooth and shiny.
- The skin on the legs and face is glistening, smooth, and soft with no signs of flaking.
- There is no sign of swelling or bleeding on the body.
- The bird is calm and does not bite, scream, or behave in an aggressive manner.

IMPROPER NUTRITION is the cause of 90% of health problems and the leading cause of death in pet birds.

Improper nutrition involves all of the systems of the body and is seen as, abnormalities in body weight and shape; unusual appearances of feathers, nails, beaks and skin; undesirable behavior; and disturbances in all the body's systems. Nutritional deficiencies appear to accelerate the aging process of birds, primarily through the loss of moisture and tissue elasticity.

Often, the signs of improper nutrition in pet birds are not apparent or go completely overlooked by the owner.

The value of a proper diet over the life of the bird is monumental. Birds fed a poor diet will become malnourished, which will start a chain of events leading to a decline in the bird's overall health. The digestive system suffers first. The bacterial population of the digestive tract becomes unbalanced. Once this




has occurred, opportunistic pathogens find it easier to invade, and gram-negative rods and yeast counts increase.

This opens the door for bacterial infections and other ailments related to the immune system.

Over time every part of the body will reflect the condition of the bird's health. If the bird reaches the latter stages of improper nutrition, damage to internal organs may be so severe that it is too late to save the bird.

Any change in your bird's eating habits, behavior or personality could be due to illness. It is important to discuss these changes with your veterinarian. Your bird's health may depend on it.



DIET CONVERSION

Some birds will readily eat Harrison's while others may require a little help.

If your bird exhibits resistance to conversion try the following quick tips:

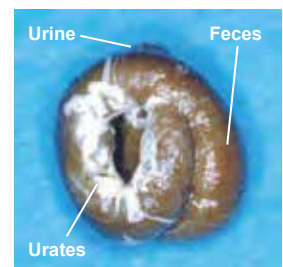
1. Use of **Bird Builder** (contains iodine and trace minerals) 2-3 weeks prior to diet change may stimulate a healthy appetite resulting in the bird's willingness to try something new. Stop using Builder once the bird is fully converted.
2. **Harrison's Bird Bread Mix** can be used as an extremely effective conversion tool. Food that the bird currently eats can be added to the mix and baked in the bread. Gradually reduce the amount of that food and replace with the appropriate Harrison's formula.
3. Change the bird's environment. Try moving your bird to a new enclosure, such as a box, aquarium or even a new cage. Remove all the toys, perches and bowls and offer **High Potency™** on a solid surface of the floor.
4. Use a mirror or white paper. Sprinkling food over a mirror or sheet of white paper placed on the bottom of the enclosure works especially well for budgies. A bird old enough to be socialized may eat to compete with the "rival" bird in the mirror. A white paper background may draw attention to the food particles.
5. Slowly "wean" your bird from seeds. In the evening, offer seeds from the food bowl for only 1 hour. Then, remove the seeds and replace with **High Potency™**. The next day, give your bird seeds for only 30 minutes in the morning and evening. The third day, reduce the time to only 15 minutes twice a day. And finally, offer only **High Potency™** on the fourth day. Watch the bird's droppings.
6. Feed your bird at mealtime. Place the food on a plate, move it around with your finger or a spoon and pretend to eat it in front of your bird.
7. Offer **Power Treats, Pepper Lifetime Coarse** or **Adult Lifetime Mash**. Birds love the taste of **Power Treats** and **Pepper Lifetime Coarse**. These foods can be crushed for smaller birds. **Adult Lifetime Mash** also has an appealing taste to help your bird try new food.
8. Use a converted bird as a role model. House your bird near another that's already eating Harrison's Bird Foods®, or use a "trainer bird" in the same cage as a role model for eating.
9. Heat (warm) or moisten the food. Heat the **High Potency™** slightly or moisten it with a small amount

of fruit juice or Sunshine Factor.

10. Schedule a supervised diet change with your veterinarian. Some birds do not recognize new items as food, and placing the bird in a clinic where monitoring can be done will help keep your bird healthy through the conversion.

If the conversion steps don't work the first time, you can feed the familiar food for a short time and then try again. The effort is worthwhile for the long term health of your bird.

The bird's weight (in grams), body condition, attitude and droppings should be monitored carefully on a daily basis in small and medium birds and at least twice a week in large birds.



Normal droppings

WATCH YOUR BIRD CLOSELY

Just because food has been ground to a powder, thrown around, or he's in the feeding cup all the time, is not a sign that your bird is eating or eating enough.

If any of the following should occur (change in behavior, droppings or weight), or you are unsure about your bird's health call your avian veterinarian and reschedule the diet conversion.

BEHAVIOR: appears cold, listless, fluffed-up or reluctant to play or talk.

DROPPINGS: very loose or significantly reduced feces, while the amount of urine/urates has increased, or the feces changes color to yellow or dark green (a color change to brown or light green is normal due to the formulation of the diet).

WEIGHT: monitor progress by weighing your bird daily with a gram scale. If he loses more than 10% (3g = budgie or 109 = cockatiel), resume feeding the previous diet and call your veterinarian.



DIET CONVERSION (continued)

SMALL BIRD DIET CONVERSION

Conversion Made Easy with Harrison's Bird Bread

A very stubborn pair of budgies who were on a sole diet of spray millet were brought to us for a conversion trial. (Budgies are shown in this trial - but other small species including cockatiel, canary, lovebird etc. all convert similarly).

For the most thorough preparation for diet conversion we spent week one observing eating habits and introduced **Bird Builder** to their water. The pair was ravenous for spray millet but ignored any other foods offered.

At that point we baked a batch of **Harrison's Bird Bread** in small muffin shapes with spray millet mixed into the bread. The bread was broken up into pieces and placed on top of a clean paper towel at the bottom of the cage.

As expected, for the first few days the pair sorted through the muffins for the millet. On day three however we observed that they were also now eating bits of the **Bird Bread**. The amount of millet mixed into the bread was reduced and eventually replaced with **High Potency Fine**. After a few more days the millet was completely removed and **High Potency Fine** was scattered amongst the pieces of **Bird Bread** on top of the white paper towel.

Within a few days not only were they off spray millet completely - they were now eating only **Bird Bread** and **High Potency Fine**.

Though continuing **Bird Bread** as a treat is optional, after one more baked batches of **Bird Bread** was finished the diet was switched to **High Potency Fine** exclusively.

LARGE/MEDIUM BIRD DIET CONVERSION

Safely Taper The Diet

- Make fresh Harrison's **High Potency™** nuggets available at all times throughout the day.
- Select ONE item that you know the bird is known to eat (in most birds this is seed). Discontinue every other item from the bird's old diet.
- Make that ONE item available three times a day, for a full 15 minutes (no shorter, no longer), then remove that food completely. Do not limit the amount of this food available during the 15 minute "free feeding" period. Space these feedings out by periods of 6-8 hours. Maintain a strict schedule.
- Offer no other food during this period.
- Taper. Once the bird is eating the nuggets remove one 15 minute "free feeding" period of the older food. As eating Harrison's progresses remove a second window.
- Once the bird is 100% confirmed to be switched completely to nuggets discontinue all 15 minute "free feeding" periods.

Confirm the bird is really eating by frequency, volume and color of their droppings, which should never be hard, dark or infrequent. Once fully converted, Harrison's suggested supplemental items may be offered. Document progress daily.

Never starve a bird.



Budgies forage through Bird Bread for familiar food (seed).



Budgies acquire flavor for Bird Bread, and subsequently nuggets (Bird Bread is made of ground Harrison's nuggets).



Portions of Bird Bread is eaten during this process.



Budgies become familiarized with Harrison's and readily eat High Potency Fine nuggets. Gradually discontinue seed.

USING HARRISON'S

GENERAL DAILY FEEDING RECOMMENDATIONS

To maximize effectiveness Harrison's Bird Foods® should make up around 90% of the total daily diet (by weight).

- feed fresh food daily, do not "top off".
- to help reduce waste, feed as distinct meals,
- see individual product info for specific details,
- in most situations it is ok to allow birds to eat all they want.

SUPPLEMENTING WITH OTHER FOOD ITEMS

Supplementation should be limited to no more than 10% of the overall diet. It is important to carefully follow supplementation guidelines for Harrison's to be fully effective. Over-supplementation may result in dilution of nutrients.

Offer certified organic vegetables and fruits in small quantities; select dark yellow meaty or dark green leafy items such as sweet potatoes, carrots, pumpkin, winter squash, broccoli, parsley, spinach, mango or papaya.

It is not recommended to supplement with vitamins, minerals or other bird or animal food products.

STORAGE AND SHELF LIFE

Harrison's is committed to protecting your bird from artificial preservatives. Here are some suggestions to keep your food fresh:

- Smell the product for freshness prior to feeding.
- Squeeze all air out of the bag and zip it shut at the top.
- If the zip lock gets removed or damaged, fold the top over several times and close with a clip.
- Keep food in original bag. The Harrison's bag has a foil barrier that blocks oxygen permeation and blocks light that damages the vitamin content.
- Do not repackage food into plastic bags or Tupperware.
- Use contents within 4-6 weeks of opening bag.
- Purchase Harrison's foods only in their original packaging. Never purchase repackaged food.
- Refrigerating or freezing does not extend expiration dating but may help to maintain freshness.

HARRISON'S FEEDING CHART

	HPC	HPF	HSF	HPM	ALC	ALF	ASF	ALM	PLC	PT	JUV	NEO	REC	BB
AFRICAN GREY	✓									■	DAY7	DAY1		■
AMAZON	✓				2				2	■	DAY7	DAY1		■
BUDGIE		✓	✓			2					DAY7	DAY1		■
CANARY		✓	✓	✓		2	2	2			DAY7	DAY1		■
COCKATIEL		✓	✓			2	2				DAY21	DAY1		■
COCKATOO	✓				2				2	■	DAY7	DAY1		■
CONURE		✓			2				2	■	DAY7	DAY1		■
DOVE		✓	✓			2	2				DAY7	DAY1		■
ECLECTUS	✓				2				2	■	DAY7	DAY1		■
FINCH		✓	✓	✓		2	2	2			DAY7	DAY1		■
LORY		✓	✓			2	2				DAY7	DAY1		■
LOVEBIRD		✓	✓			2	2				DAY7	DAY1		■
MACAW	✓				2				2	■	DAY7	DAY1		■
MYERS PARROT	✓	✓							2	■	DAY7	DAY1		■
PARROTLET		✓	✓	✓		2	2	2			DAY7	DAY1		■
SENEGAL	✓					2			2	■	DAY7	DAY1		■
QUAKER		✓					2		2		DAY7	DAY1		■
Dietary Sensitivities								■						
Unable to Self Feed											■	■	■	
Conversion										■	■			■

✓ = primary formula
 2 = optional formula after 6-8 months on High Potency
 ■ = can be fed as treat, conversion etc.

HPC - High Potency Coarse
 HPF - High Potency Fine
 HSF - High Potency Super Fine
 HPM - High Potency Mash

ALC - Adult Lifetime Coarse
 ALF - Adult Lifetime Fine
 ASF - Adult Lifetime Super Fine
 ALM - Adult Lifetime Mash
 PLC - Pepper Lifetime Coarse

PT - Power Treats
 JUV - Juvenile Hand-Feeding
 NEO - Neonate Formula
 REC - Recovery Formula
 BB - Harrison's Bird Bread

HIGH POTENCY COARSE - Maximum Nutritional Formula for Medium to Large Birds

USES:

Year-round formula for all medium to large parrots, especially African greys, cockatoos, large conures, eclectus, macaws and pionus. Other species may be switched to Adult Lifetime Formula after a 6 month conversion period.

- **Conversion:** All birds should start out and remain on High Potency Formula for a period of at least 6 months.
- **Special needs:** For birds that are molting, overweight, underweight, particularly active, housed in a cold climate, recovering from an illness, affected by liver or kidney disease or geriatric birds.
- **Weaning Birds:** Feed High Potency Formula for at least 6-9 months.
- **Breeding Birds:** Birds should be fed High Potency Formula 1-2 months prior to the breeding period and until chicks are weaned or for at least six months before resuming Adult Lifetime Formula.



Eurovet Code	Size	Description
--------------	------	-------------

E000349	1lb	Medium to large birds
E000350	5lb	Medium to large birds
E000362	25lb	Medium to large birds

Feeding Directions:

- Feed fresh food daily, do not "top off".
- To help reduce waste, feed as distinct meals.
- Birds may eat all they want, but use this table as a guideline.

	HIGH POTENCY COARSE		Supplemented Items
Pionus	1 - 1 1/2 Tbs		1/2 - 1 tsp
Amazons, Eclectus	1 1/2 - 3 Tbs		1 - 2 tsp
African greys	1 1/2 - 3 Tbs		1 1/2 - 2 tsp
Cockatoos (large)	1 1/2 - 5 Tbs		2 - 3 tsp
Macaws (large)	2 - 6 Tbs		2 - 4 tsp

HIGH POTENCY FINE - Maximum Nutritional Formula for Small to Medium Birds

USES:

Year-round formula for conures, lorries, quakers, cockatiels, budgies, lovebirds, doves and other small to medium parrots.

- **Conversion:** All birds should start out and remain on High Potency Formula for a period of at least 6 months.
- **Special needs:** For birds that are molting, overweight, underweight, particularly active, housed in a cold climate, recovering from an illness, affected by liver or kidney disease or geriatric birds.
- **Weaning Birds:** Feed High Potency Formula for at least 6-9 months.
- **Breeding Birds:** Birds should be fed High Potency Formula 1-2 months prior to the breeding period and until chicks are weaned or for at least six months before resuming Adult Lifetime Formula.



Eurovet Code	Size	Description
--------------	------	-------------

E000351	1lb	Small to medium birds
E000352	5lb	Small to medium birds
E000361	25lb	Small to medium birds

Feeding Directions:

- Feed fresh food daily, do not "top off".
- To help reduce waste, feed as distinct meals.
- Birds may eat all they want, but use this table as a guideline.

	HIGH POTENCY FINE		Supplemented Items
Budgie	1 - 2 tsp		1/2 - 1 tsp
Cockatiel / Lovebird	1 1/2 - 3 tsp		1/2 - 1 tsp
Quaker	2 - 4 tsp		1 - 1 1/2 tsp
Lory* / Conure	3 - 5 tsp		1 - 2 tsp
Dove / Pigeon	1/2 - 1 1/2 Tbs		1 - 2 tsp

*For Lorries: soak the formula in 2 Tbs water and 1/2 tsp fruit juice or glucose

HIGH POTENCY SUPER FINE - Maximum Nutritional Formula for Small Birds

USES:

Year-round formula for canaries and finches as well as budgies (parakeets) and other small parrots.

- **Conversion:** All birds should start out and remain on High Potency Formula for a period of at least 6 months.
- **Special needs:** For birds that are molting, overweight, underweight, particularly active, housed in a cold climate, recovering from an illness, affected by liver or kidney disease or geriatric birds.
- **Weaning Birds:** Feed High Potency Formula for at least 6-9 months.
- **Breeding Birds:** Birds should be fed High Potency Formula 1-2 months prior to the breeding period and until chicks are weaned or for at least six months before resuming Adult Lifetime Formula.



Eurovet Code	Size	Description
E000354	1lb	Small birds

Feeding Directions:

- Feed fresh food daily, do not "top off".
- To help reduce waste, feed as distinct meals.
- Birds may eat all they want, but use this table as a guideline.

	HIGH POTENCY SUPER FINE		Supplemented Items
Canary / Finch	1 tsp		1/2 tsp
Budgie / Parrotlet	1-2 tsp		1/2 - 1 tsp
Cockatiel / Lovebird	1 1/2 - 3 tsp		1/2 - 1 tsp

HIGH POTENCY MASH - Maximum Nutritional Formula for Small Birds

USES:

A year-round formula for canaries, doves, budgies (parakeets), cockatiels, lovebirds, finches, pigeons and other small birds.

- **Conversion:** All birds should start out and remain on High Potency Formula for a period of at least 6 months.
- **Special needs:** For birds that are molting, overweight, underweight, particularly active, housed in a cold climate, recovering from an illness, affected by liver or kidney disease or geriatric birds.
- **Weaning Birds:** Feed High Potency Formula for at least 6-9 months.
- **Breeding Birds:** Birds should be fed High Potency Formula 1-2 months prior to the breeding period and until chicks are weaned or for at least six months before resuming Adult Lifetime Formula.



Eurovet Code	Size	Description
E000353	1lb	Small birds

Feeding Directions:

- Feed fresh food daily, do not "top off".
- To help reduce waste, feed as distinct meals.
- Birds may eat all they want, but use this table as a guideline.

	HIGH POTENCY MASH		Supplemented Items
Canary / Finch	1 tsp		1/2 tsp
Budgie	1-2 tsp		1/2 - 1 tsp
Cockatiel / Lovebird	1 1/2 - 3 tsp		1/2 - 1 tsp
Dove / Pigeon	1/2 - 1 1/2 Tbs		1 - 2 tsp

ADULT LIFETIME COARSE - Maintenance Formula for Medium to Large Birds

USES:

- An Adult Lifetime formula may be offered after a bird has completed a dietary program of a High Potency formula for a period of 6 months.
- This year-round maintenance formula meets the nutritional requirements for healthy, non-breeding, non-molting birds including pionus, Amazons, cockatoos, macaws and other medium to large parrots.

Eurovet Code	Size	Description
E000344	1lb	Medium to large birds
E000345	5lb	Medium to large birds

Feeding Directions:

- Feed fresh food daily, do not "top off".
- To help reduce waste, feed as distinct meals.
- Birds may eat all they want, but use this table as a guideline.

	ADULT LIFETIME COARSE		Supplemented Items
Pionus	1 - 1½ Tbs		½ - 1 tsp
Amazons, Eclectus	1½ - 3 Tbs		1 - 2 tsp
Cockatoos (large)	1½ - 5 Tbs		2 - 3 tsp
Macaws (large)	2 - 6 Tbs		2 - 4 tsp

Birds new to Harrison's should be on High Potency for a period of 6 - 8 months
Most birds may remain on High Potency indefinitely



ADULT LIFETIME FINE - Maintenance Formula for Small to Medium Birds

USES:

- An Adult lifetime formula may be offered after a bird has completed a dietary program of a High Potency formula for a period of 6 months.
- This year-round maintenance formula meets the nutritional requirements for healthy, non-breeding, non-molting birds including lorries, cockatiels, budgies, lovebirds, quakers, doves, pigeons and other small to medium birds.

Eurovet Code	Size	Description
E000346	1lb	Small to medium birds
E000347	5lb	Small to medium birds

Feeding Directions:

- Feed fresh food daily, do not "top off".
- To help reduce waste, feed as distinct meals.
- Birds may eat all they want, but use this table as a guideline.

	ADULT LIFETIME FINE		Supplemented Items
Budgie	1 - 2 tsp		½ - 1 tsp
Cockatiel / Lovebird	1½ - 3 tsp		½ - 1 tsp
Quaker	2 - 4 tsp		1 - 1½ tsp
Lory* / Conure	3 - 5 tsp		1 - 2 tsp
Dove / Pigeon	½ - 1½ Tbs		1 - 2 tsp

*For Lorries: soak the formula in 2 Tbs water and ½ tsp fruit juice or glucose
Birds new to Harrison's should be on High Potency for a period of 6 - 8 months
Most birds may remain on High Potency indefinitely



ADULT LIFETIME SUPER FINE - Maintenance Formula for Small Birds

USES:

- An Adult Lifetime formula may be offered after a bird has completed a dietary program of a High Potency formula for a period of 6 months.
- This year-round maintenance formula meets the nutritional requirements for healthy, non-breeding, non-molting birds including canaries, finches, budgies (parakeets), parrotlets, cockatiels, lovebirds and other small birds.

Eurovet Code	Size	Description
E000366	1lb	Small birds
E000383	3lb	Small birds

Feeding Directions:

- Feed fresh food daily, do not "top off".
- To help reduce waste, feed as distinct meals.
- Birds may eat all they want, but use this table as a guideline.

ADULT LIFETIME SUPER FINE		Supplemented Items
Canary / Finch	1 tsp	1/2 tsp
Budgie / Parrotlet	1-2 tsp	1/2-1 tsp
Cockatiel / Lovebird	1 1/2 - 3 tsp	1/2-1 tsp

Birds new to Harrison's should be on High Potency for a period of 6 - 8 months
Most birds may remain on High Potency indefinitely



ADULT LIFETIME MASH - Maintenance Formula for Small Birds

USES:

- An Adult Lifetime formula may be offered after a bird has completed a dietary program of a High Potency formula for a period of 6 months.
- For birds with certain dietary sensitivities. This formula does not contain the following items:
 - peanuts
 - sunflower
 - corn
- This year-round maintenance formula meets the nutritional requirements for healthy, non-breeding, non-molting birds including canaries, budgies (parakeets), cockatiels, doves, lovebirds, conures, parrotlets, pigeons and other small birds.

Eurovet Code	Size	Description
E000364	1lb	Small birds

Feeding Directions:

- Feed fresh food daily, do not "top off".
- To help reduce waste, feed as distinct meals.
- Birds may eat all they want, but use this table as a guideline.

ADULT LIFETIME MASH		Supplemented Items
Canary / Finch	1 tsp	1/2 tsp
Budgie / Parrotlet	1-2 tsp	1/2-1 tsp
Cockatiel / Lovebird	1 1/2 - 3 tsp	1/2-1 tsp
Quaker	2-4 tsp	1-1 1/2 tsp
Conure / Lory*	3-5 tsp	1-2 tsp
Dove / Pigeon	1/2-1 tbs	1-2 tsp

*For Lories: soak the formula in 2 Tbs water and 1/2 tsp fruit juice or glucose
Birds new to Harrison's should be on High Potency for a period of 6 - 8 months
Most birds may remain on High Potency indefinitely



PEPPER LIFETIME COARSE - Spicy Maintenance Formula for Medium to Large Birds

USES:

- Pepper Lifetime formula may be offered after a bird has completed a dietary program of a High Potency formula for a period of 6 months.
- This year-round maintenance formula meets the nutritional requirements for healthy, non-breeding, non-molting birds including pionus, Amazons, cockatoos, macaws and other medium to large parrots.
- A spicy alternative to Adult Lifetime Coarse Formula.
- May be added to High Potency to assist in diet conversion.
- May be offered to birds with clinical signs of papillomatosis.
- May be used as a foraging treat.



Eurovet Code	Size	Description
E000357	1lb	Adult medium to large birds
E000363	5lb	Adult medium to large birds

Feeding Directions:

- Feed fresh food daily, do not "top off".
- To help reduce waste, feed as distinct meals.
- Birds may eat all they want, but use this table as a guideline.

	PEPPER LIFETIME COARSE		Supplemented Items
Pionus	1 - 1½ Tbs		½ - 1 tsp
Amazons, Eclectus	1½ - 3 Tbs		1 - 2 tsp
Cockatoos (large)	1½ - 5 Tbs		2 - 3 tsp
Macaws (large)	2 - 6 Tbs		2 - 4 tsp

Birds new to Harrison's should be on High Potency for a period of 6 - 8 months
Most birds may remain on High Potency indefinitely

POWER TREATS - A Tasty Supplement for All Pet Birds

USES:

- Can be used as the only food source to aid in weaning, changing a bird's diet from seeds to Harrison's Bird Foods or as a supplement for birds already fed Harrison's Bird Foods. For birds requiring extra energy following an illness.
- Beneficial to birds with dry flaky skin (beak, nails), balding of the feet, lack of sheen and proper color to feathers.
- Beneficial to most aging birds.
- Beneficial to certain species known to eat high oil diets.
- High antioxidant content (vitamin E and coenzyme Q10).
- High carotenoid content (precursors to vitamin A).



Eurovet Code	Size	Description
E000358	1lb	All bird sizes

Feeding Directions:

- Feed 1 piece Power Treats per 3 pieces of Coarse Ground Formula.
- May make up to 30% of diet.

	POWER TREATS
Small Bird	¼ - 1½ pieces daily
Medium Bird	3 pieces daily
Large Bird	9 pieces daily

JUVENILE HAND-FEEDING FORMULA

USES:

- For hand-feeding psittacine chicks until weaning.
- For chicks following feeding of Neonate Formula (selected parrots).
- For birds of any age recovering from illness or injuries and birds that are losing weight during a diet conversion (hand-feeding intervention option).

Eurovet Code	Size	Description
E000355	1lb	Chicks or injured birds

Feeding Directions:

- Cockatiels should remain on Neonate Formula until day 21.
- Persons inexperienced with hand-feeding should consult a professional before attempting.

JUVENILE FORMULA		Water
Day 1	1 part	6 parts
Gradually increase to		
Day 2-6	1 part	3 parts
From Day 7	1 part	2 parts



HARRISON'S BIRD BREAD MIX - Premium Certified Organic "Bake at Home" Bird Bread Mixes

USES:

- Provides a healthy alternative for bird owners who choose to prepare their own bird food or those who give regular treats to their birds.
- Can be offered instead of table food to birds that like to eat at family mealtimes.
- An excellent diet conversion tool.
- Can be hidden as a foraging reward.
- Can be used as a vehicle for administering liquid medications.
- Provides an easy-to-use transition for hospitalized or boarding birds until acceptance of the appropriate formulated diet.
- Can be moistened and offered to birds that are feeding chicks as a soft food.



Eurovet Code	Size	Description
E000360	255g	Original - all bird sizes
E000379	255g	Millet & Flax - all bird sizes
E000380	255g	Hot Pepper - all bird sizes

Serving Suggestions:

- May make up to 30% of the daily diet.
- If prepared with the addition of fruits, vegetables or nuts, Bird Bread should be considered a "treat" and fed only in limited quantities (no more than 10% of the daily food allotment when combined with all other treats).
- Can be served warm.
- Some flavorings (vanilla, maple) or herbs can be added.

NEONATE FORMULA - A Complete Balanced Hand-feeding Food for Hatchlings

USES:

- For hand-feeding psittacine chicks from hatching to 1-3 weeks of age.
- For young birds needing an easily assimilated source of nutrients.
- Smooth texture for acceptability by birds until they are eating on their own.
- A nutritional hand-feeding diet for growth from hatching to fledging of passerines such as swifts, swallows, the large-sized flycatchers and warblers, shrikes, chickadees, titmice, larks, woodpeckers, jays, mockingbirds, robins, grosbeaks, song sparrows, towhees, goldfinches, finches and more.

Eurovet Code	Size	Description
E000356	350g	Hatchlings

Feeding Directions:

- Persons inexperienced with hand-feeding should consult a professional before attempting.



RECOVERY FORMULA - Complete Nutritional Support Formula for Sick or Injured Birds

USES:

- For birds needing an easily assimilated source of nutrients.
- For medical and surgical patients that are recovering from pansystemic failure.
- For nutritional support of a bird during the transition phase of a diet change.
- For birds in which anorexia has slowed gastrointestinal emptying time.
- Also used as a hand-feeding diet for growth from hatching to fledgling of small insectivorous birds with an apparent inability to digest cornstarch. Species include bushtits, wrentits, vireos, wrens, smaller flycatchers and warblers.

Eurovet Code	Size	Description
E002593	2oz	Sick or injured birds
E000359	350g	Sick or injured birds

Feeding Directions:

- Persons inexperienced with hand-feeding should consult a professional before attempting.



FAUNA AND FLORA - A Naturally occurring, high –potency nutritional digestive aid. A blend of organic live enzymes for animal health.

USES:

- Diabetes
- Irritable bowel syndrome
- Malnutrition
- Malabsorption syndrome
- Pancreatitis
- Wound management
- Sour crop (birds)
- Bacterial infections
- Failure to thrive
- Geriatric animals



Eurovet Code	Size	Description
--------------	------	-------------

E000348	2oz	All bird sizes
---------	-----	----------------

BENEFITS:

- Promotes proper absorption of nutrients from food.
- Regulates normal blood sugar levels.
- High in Alpha Lipoic Acid (ALA).
- Stimulates immune system, including increased T-cell production.
- May be used for animals with malabsorption syndrome and chronic pancreatitis.
- Contains beta-1, 3 Glucans, which have been shown to be capable of lowering LDL cholesterol levels, assisting in the healing of wounds and aiding in the prevention of infections.
- Is safe and effective for all species (dogs, cats, all mammals, birds, reptiles and other exotic animals).

FEEDING DIRECTIONS:

- **Birds:** a Pinch (1/16 tsp) per meal.
- **Other animals:** Top dress animal's food with ½ tsp Fauna Flora per 1 cup or 1tsp per 1 cup food for geriatric animals.
- Store in freezer upon opening.

MAXIMIZE YOUR BIRD'S HEALTH

In addition to a great diet, other daily living elements and a safe living environment must be provided for pet birds to thrive.

SUNLIGHT UV

Provide adequate unfiltered sunlight and shade. Parrots must have direct daily access to sunlight or UVB full spectrum lighting in order to obtain the ideal levels of vitamin D3 and normal calcium levels in the blood. Diet alone does not produce the ideal levels.

Allow outdoor sunlight (not through glass) for a minimum of 20 minutes a week. Sun replacement lamps are necessary for birds in areas where sun is not accessible.

TEMPERATURE AND HUMIDITY

Regulate temperatures between 65° and 85° F (18° and 30°C). Birds in dry climates or under artificial heat need the humidity artificially elevated. 50% is ideal.

CLEANLINESS

Clean the bird's living space regularly. Do not allow dust, rust, old feces, etc. to exist in this space. Make sure cleaning supplies are bird-safe. Soap and water are the standards.

CHANGES

Allow pet birds to acclimate to new environments. Reduce factors that may contribute to stress during times of change.

FORAGING AND LIFE ENRICHMENT ACTIVITIES

Parrots in the wild spend the majority of their day foraging for food. Captive parrots are challenged by boredom, resulting in behavior issues not limited to feather picking etc. Daily interaction and the provision of safe foraging materials can play a key role in managing these concerns.

DAILY EXERCISE

Parrots require daily exercise for great health. Many face the challenge of restricted room or lack of functional flight feathers. Ask your avian veterinarian to show you how to safely conduct wing flapping exercises. Provide enough space and materials for birds to be able to safely climb and hang. Play periods are encouraged daily.

SAFETY CHECKLIST

Most pet birds are very curious and will investigate anything new in their environment.

That is why it is important to prevent their access to:

- hot cooking oil
- overheated items with non-stick surfaces
- ceiling fans
- leg chains
- sandpaper-covered perches
- tobacco and cigarette smoke
- chocolate, avocado
- salt
- solid air fresheners and scented candles
- alcohol
- toxic houseplants
- pesticides
- easily dismantled toys
- dogs, cats, ferrets and young children
- cedar, redwood and pressure treated shavings
- lead or zinc, found in chrome and galvanized metals
- paper towel rolls (glue may be a source of zinc)
- carpet powders

GET A CARBON MONOXIDE DETECTOR

Carbon monoxide is deadly to parrots and toxic levels can be found in any home. Get a carbon monoxide detector and check your levels regularly.

SAY NO TO NON-STICK COOKWARE


It only takes one time when the non-stick pan gets too hot - with deadly results. Non-stick cookware fumes are far too often to blame for tragic, sudden death in parrots.

WHY EUROVETS?




IMPORTER

Source and import the highest quality products to meet the needs of veterinary, equine and camel markets across the GCC region.



SEMINARS AND CPD EVENTS

Continuing professional development (CPD) seminars and events deliver relevant, practical knowledge for veterinarians and healthcare professionals.




LOGISTICS, FLEET AND DISTRIBUTION

Temperature-controlled vehicle fleet and state-of-the-art inventory management system.



FACILITIES

Fully certified, Temperature-controlled warehouses.



BRAND MANAGEMENT & MARKETING

Digital & traditional marketing support for the brands and products we represent.



AFTERMARKET SOFTWARE AND SUPPORT

In-house technical field support team provides onsite installation, staff training, equipment maintenance and software updates.

Eurovets YOUR complete veterinary Supply and Support SOLUTION.



Copyright © 2021
Eurovets Veterinary Medicines LLC
All rights reserved

CONTACT US:

Tel: +971 4 434 2436

Whatsapp: +971 58 170 1736

E-mail: orders@eurovetworld.com

Address: Warehouse A6, Dubai Science Park, Dubailand,
Al Barsha South, Dubai, United Arab Emirates

For online orders visit:
eurovets.ae



eurovetworld.com